



SERVICE BULLETIN

SB-10056647-1505

Bulletin Type.....: **U**
Bulletin No.....: **TS-U70**
Bulletin Name.....: **TS-30 Re-routing Steering Fluid Line**
Bulletin Ref.No...: **700002370**
Release Date.....: **01.07.2014**
Expiry Date.....: **01.07.2015**
Vehicle Model....: **TS-30**
Flat Rate Code....: **TS-U70**
Flat Rate Time....: **75 min**

SUBJECT : Changing the route of steering oil line

SUMMARY : This bulletin is purposed to change the steering oil line routing.

Bulletin Responsible.....: Fatih Nasirci

Published by & Approved by... : Süleyman Uğurses

Welding on the Chassis

- Always disconnect the batteries (starting with the negative lead).
- Disconnect the connectors of electrical and electronic equipment (electronic control units, sensors and actuators) if they are less than 20 inches away from the chassis part to be welded or the earth terminal of the welding equipment.
- The earth terminal should never be attached to vehicle components such as engine, axles and springs. Arcing on these parts is not permitted, because of the risk of damage to bearings, springs, etc.
- The earth terminal must make good contact and be placed as close as possible to the part to be welded.
- Plastic pipes, rubber parts and parabolic springs should be well protected against welding spatter and temperatures higher than 70°.
- The contact switch must not be in the accessory or contact position. The contact key should be removed.
- Reconnect in reversed order of disconnecting. Ensure that a good earth connection is made between chassis, engine and cab.

IMPORTANT:

For reimbursement, all costs of modification should be claimed within 1 month from the application date.

After service bulletin application, send your claim over CATS V2 within application period.

SERVICE BULLETIN

Service bulletin expiry dates differ according to service bulletin type.

Definitions

Release Date: As of this date the bulletin is released and available on E-Doc. Modification parts can be ordered. The time period between the release date and the effective date may vary according to the procurement lead time.

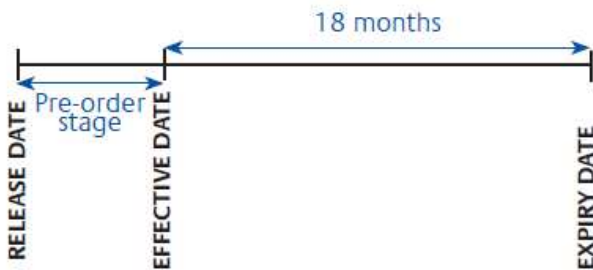
Effective Date: As of this date specified amount of the total modification parts will be available on Spare Parts Stock. Modification parts can be ordered and the application can be performed. (except non-compliance and safety related campaigns, i.e. S-Type Bulletin)

Part Order Deadline: Last order date for modification parts. The part orders which will be placed after this date should be approved by Regional Coordinator.

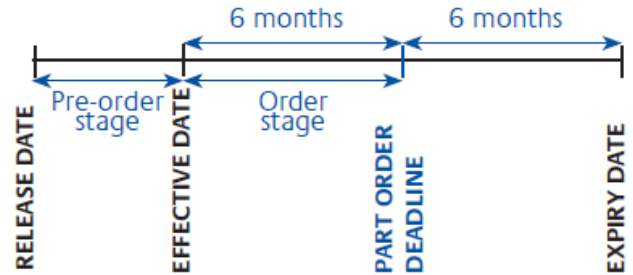
Expiry Date: Expiration date for the application.

Bulletin Types

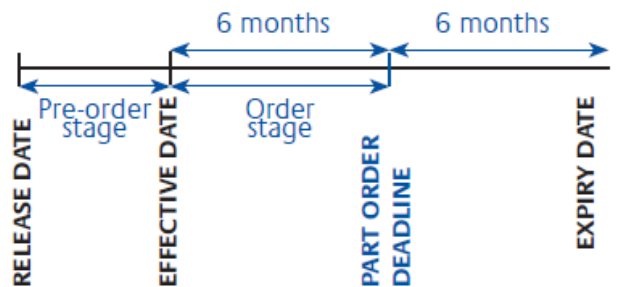
- **S-Type:** Application period of this bulletin is 18 months after the date of issue. S type bulletin is used for Recall Campaigns.



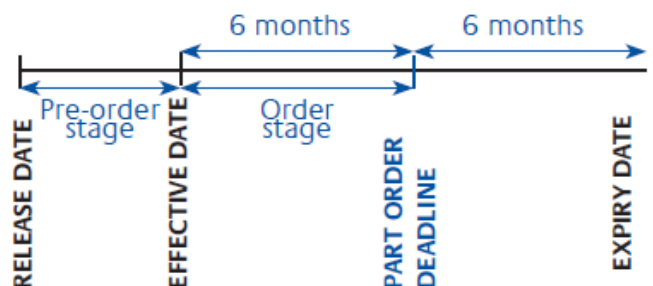
- **U-Type :** Application period of this bulletin is 12 months after the date of issue. U type bulletin is used for updates that need to be performed upon customer complaints.



- **C-Type:** Application period of this bulletin is 12 months after the date of issue. C type bulletin is generally used for supplying technical instructions or other type of information to service network.

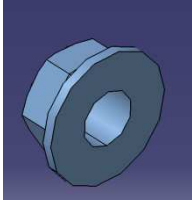
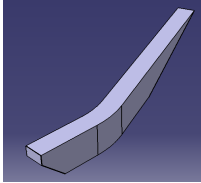
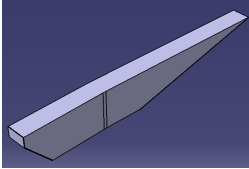


- **M-Type:** Application period of this bulletin is 12 months after the date of issue. M type bulletin is used for updates that should be implemented without waiting for customer complaints.



Included Parts List

	Part No	Part Name	Part's Picture	Qty.	Unit of Measure
1	9641-28_13X	FUEL PIPE, 0,68m 9641-28Y		1	Piece
2	9641-28_12X	FUEL PIPE, 0,84m 9641-28Y		1	Piece
3	61102-90020-11	COUPLING (VOSS)		5	Piece
4	61102-90000-24	GRIP RING		5	Piece
5	61102-90000-25	STRAIGHT UNION		1	Piece
6	MH020805Y	CLIPS		3	Piece
7	MF100027Y	BOLT,AKB		3	Piece
8	TF450004Y	PLAIN WASHER (6)		3	Piece

9	MF434103Y	FLANGED NUT,AKB(M6)		1	Piece
10	9301-10102Y	PROFILE		1	Piece
11	9301-10104Y	PROFILE		1	Piece

Technical Instructions

1. First of all drain the oil in the steering oil line safely. Dismount the connector(61102-90020-11) is shown in the figure.

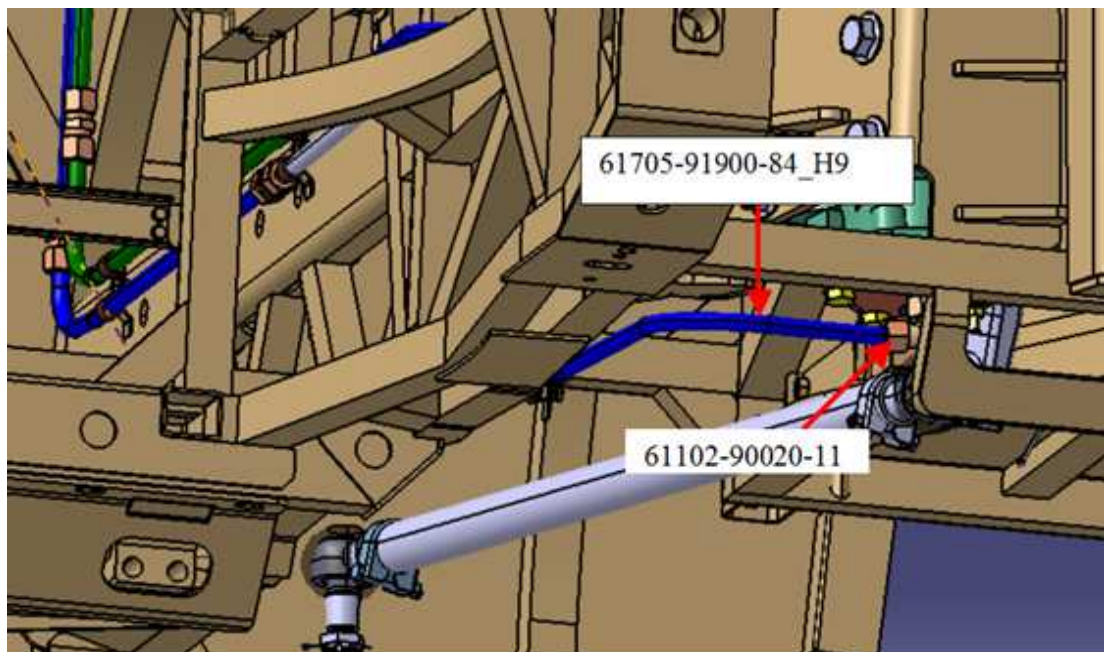


Fig. 1

SERVICE BULLETIN

2. Dismount the connector at the end of the pipe (61705-91900-84_H9) and dismount the clips as shown in the figure. Remove the pipe (61705-91900-84_H9).

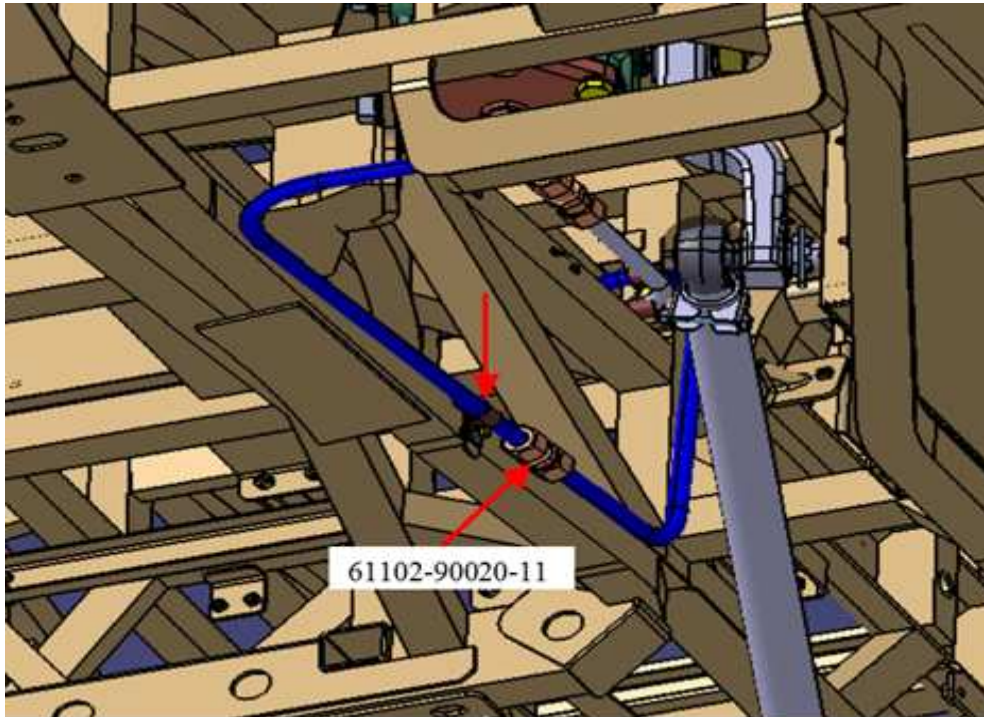

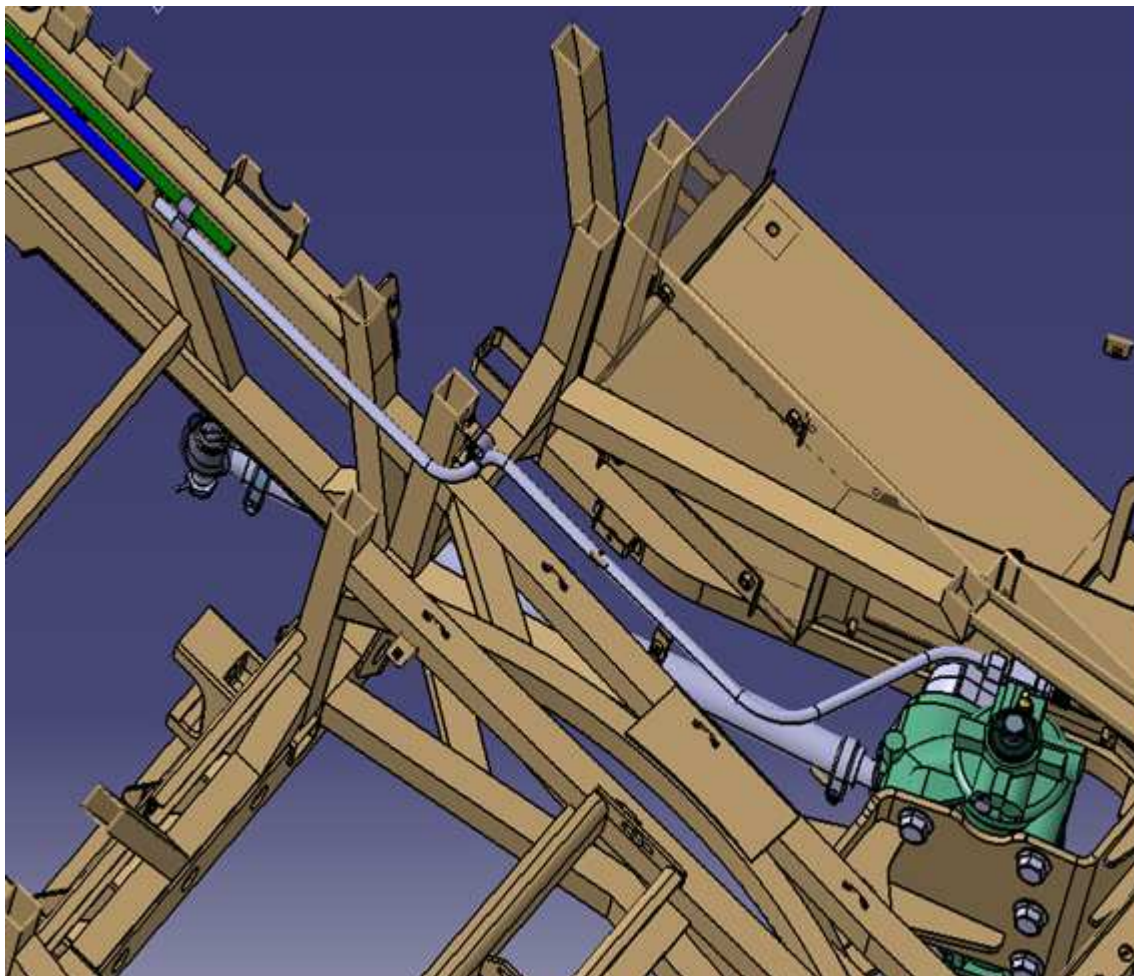
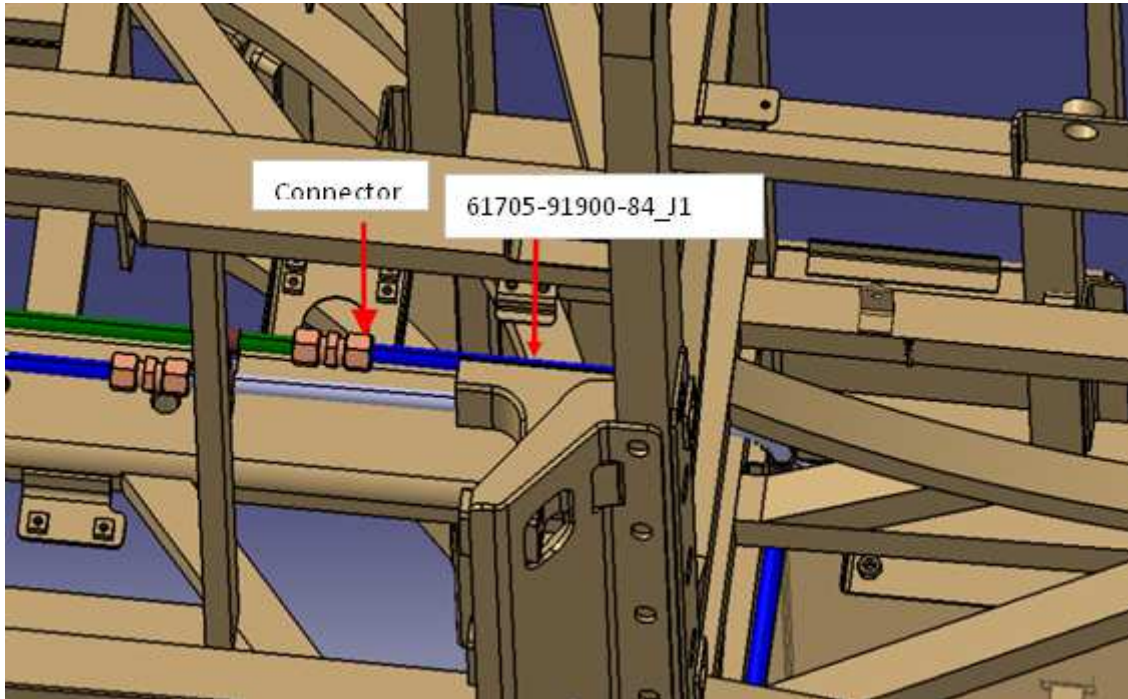


Fig. 2

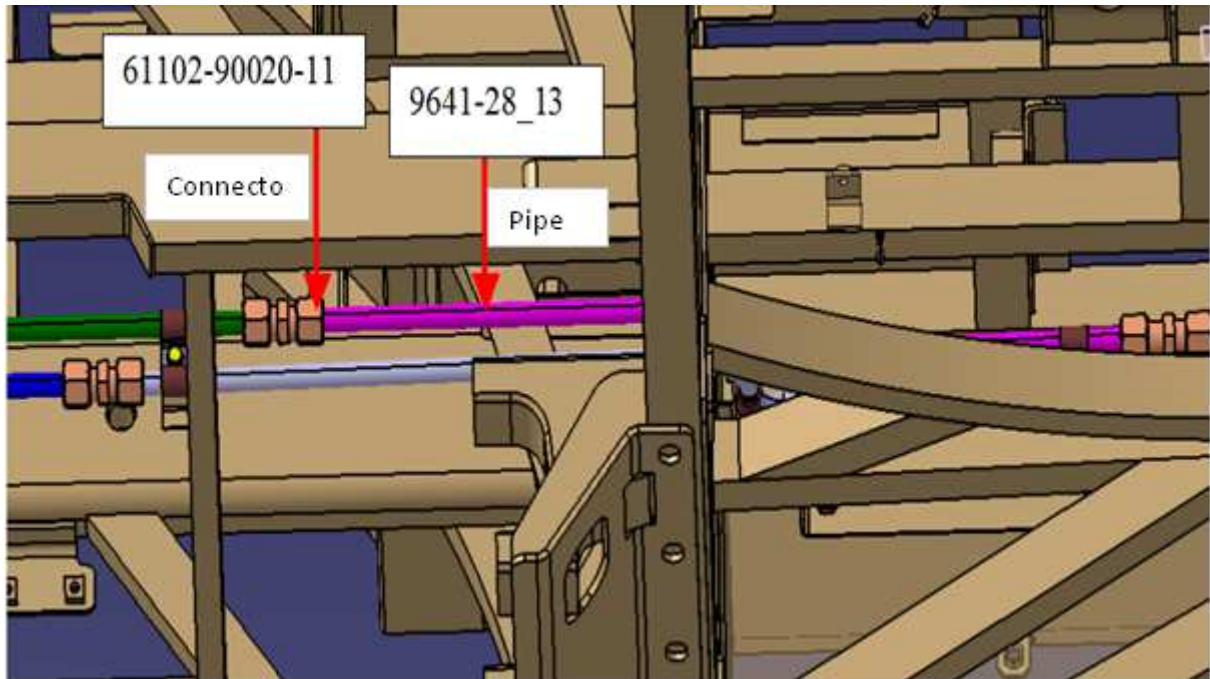
3. Dismount the clips is shown figure.



4. Dismount the connector at the end of the pipe (61705-91900-84_J1)




5. Attached the pipe the line by using the connector.




6. Fix the pipes by using clips.



7. Attached the pipes to the line as shown in figure.

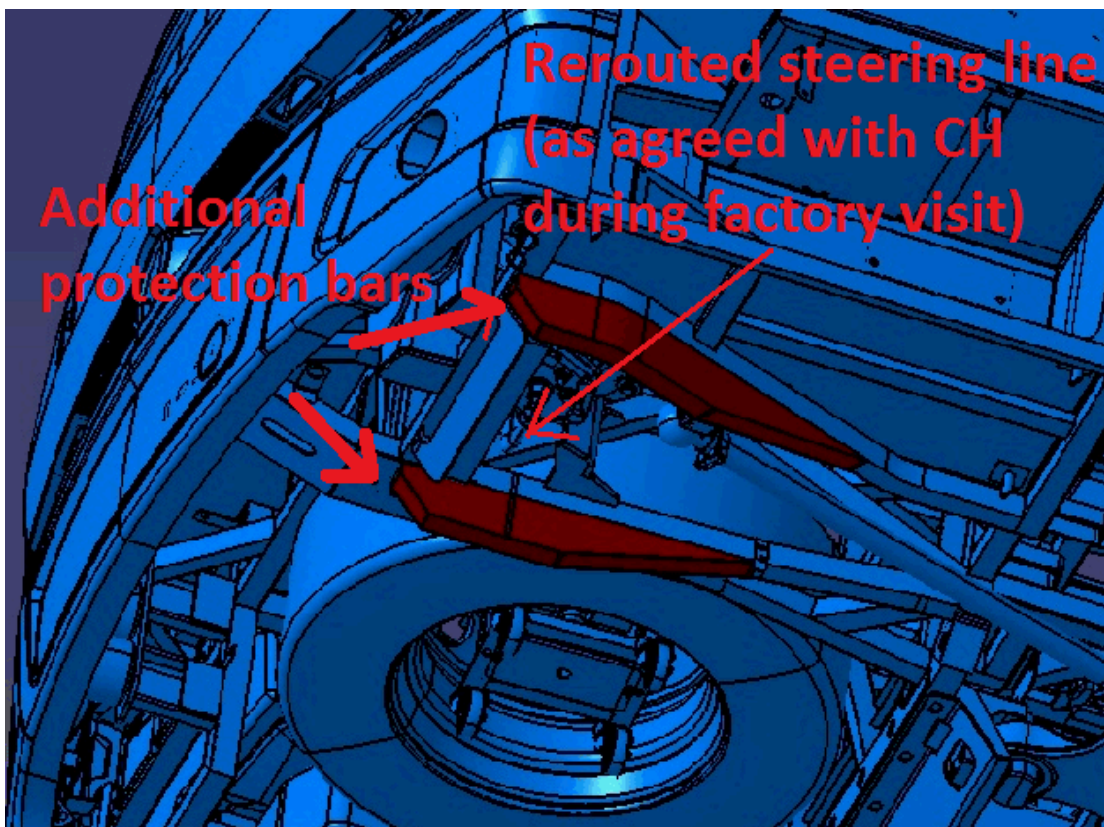
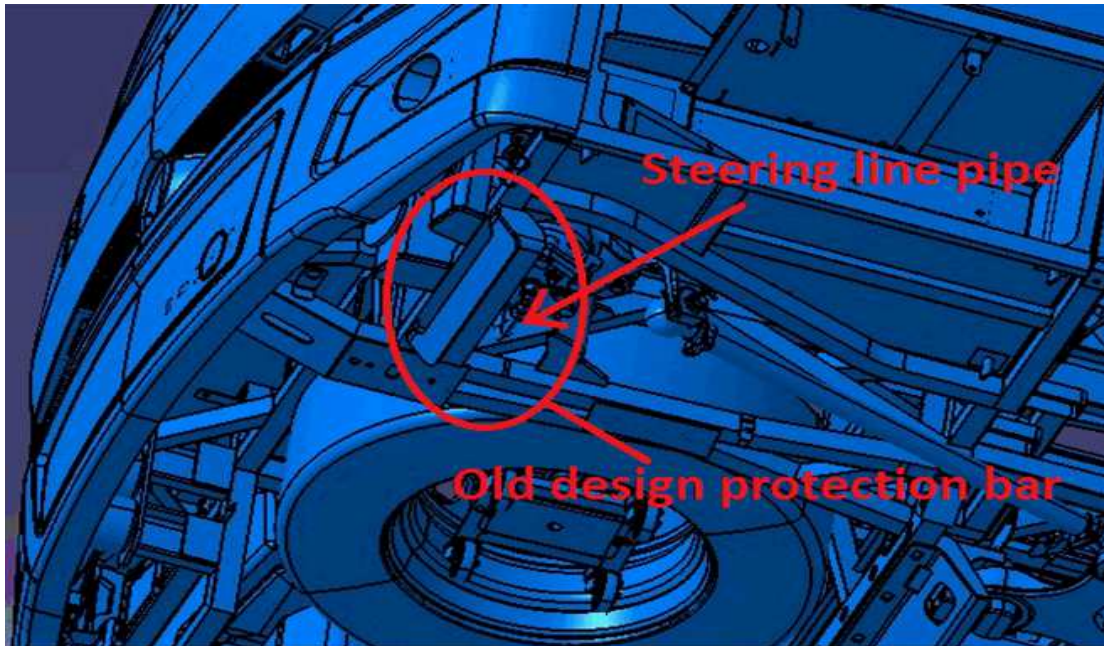


8. Attached the pipe to the connector of steering gearbox.



SERVICE BULLETIN

9. Weld the profiles (9301-10102Y and 9301-10104Y) next to the both sides of existing protection bars shown in below



Breakdown Steps of Application : [Duration (min)]

<u>Preparation for tools</u>	5'
<u>Dismounting pipes</u>	20'
<u>Mounting pipes</u>	20'
<u>Welding process</u>	30'
<u>Total</u>	75'

No	Şasi No	Ülke
1	NLTAPLU5XE1000125	ABD
2	NLTAPLU58E1000124	ABD
3	NLTAPLU56E1000123	ABD
4	NLTAPLU54E1000122	ABD
5	NLTAPLU52E1000121	ABD
6	NLTAPLU50E1000120	ABD
7	NLTAPLU54E1000119	ABD
8	NLTAPLU52E1000118	ABD
9	NLTAPLU50E1000117	ABD
10	NLTAPLU59E1000116	ABD
11	NLTAPLU57E1000115	ABD
12	NLTAPLU55E1000114	ABD
13	NLTAPLU53E1000113	ABD
14	NLTAPLU51E1000112	ABD
15	NLTAPLU5XE1000111	ABD
16	NLTAPLU58E1000110	ABD
17	NLTAPLU51E1000109	ABD
18	NLTAPLU5XE1000108	ABD
19	NLTAPLU58E1000107	ABD
20	NLTAPLU56E1000106	ABD
21	NLTAPLU54E1000105	ABD
22	NLTAPLU52E1000104	ABD
23	NLTAPLU50E1000103	ABD
24	NLTAPLU59E1000102	ABD
25	NLTAPLU57E1000101	ABD
26	NLTAPLU55E1000100	ABD
27	NLTAPLU52E1000099	ABD
28	NLTAPLU50E1000098	ABD
29	NLTAPLU59E1000097	ABD
30	NLTAPLU55E1000016	ABD
31	NLTAPLU53E1000015	ABD
32	NLTAPLU51E1000014	ABD
33	NLTAPLU5XE1000013	ABD
34	NLTAPLU58E1000012	ABD
35	NLTAPLU56E1000011	ABD
36	NLTAPLU54E1000010	ABD
37	NLTAPLU58E1000009	ABD
38	NLTAPLU56E1000008	ABD
39	NLTAPLU54E1000007	ABD
40	NLTAPLU52E1000006	ABD

No	Şasi No	Ülke
41	NLTAPLU50E1000005	ABD
42	NLTAPLU59E1000004	ABD
43	NLTAPLU57E1000003	ABD
44	NLTAPLR54D1000080	ABD
45	NLTAPLR58D1000079	ABD
46	NLTAPLR56D1000078	ABD
47	NLTAPLR54D1000077	ABD
48	NLTAPLR52D1000076	ABD
49	NLTAPLR50D1000075	ABD
50	NLTAPLR59D1000074	ABD
51	NLTAPLR57D1000073	ABD
52	NLTAPLR55D1000072	ABD
53	NLTAPLR53D1000071	ABD
54	NLTAPLU55E1000002	ABD
55	NLTAPLR51D1000070	ABD
56	NLTAPLR55D1000069	ABD
57	NLTAPLR53D1000068	ABD
58	NLTAPLR51D1000067	ABD
59	NLTAPLR5XD1000066	ABD
60	NLTAPLR58D1000065	ABD
61	NLTAPLR56D1000064	ABD
62	NLTAPLR54D1000063	ABD
63	NLTAPLR52D1000062	ABD
64	NLTAPLR50D1000061	ABD
65	NLTAPLR59D1000060	ABD
66	NLTAPLR52D1000059	ABD
67	NLTAPLR50D1000058	ABD
68	NLTAPLR59D1000057	ABD
69	NLTAPLU53E1000001	ABD
70	NLTAPLR57D1000056	ABD
71	NLTAPLR55D1000055	ABD
72	NLTAPLR53D1000054	ABD
73	NLTAPLR51D1000053	ABD
74	NLTAPLR5XD1000052	ABD
75	NLTAPLR58D1000051	ABD
76	NLTAPLR56D1000050	ABD
77	NLTAPLR5XD1000049	ABD
78	NLTAPLR58D1000048	ABD
79	NLTAPLR56D1000047	ABD
80	NLTAPLR54D1000046	ABD

SERVICE BULLETIN

No	Şasi No	Ülke
81	NLTAPLR52D1000045	ABD
82	NLTAPLR50D1000044	ABD
83	NLTAPLR59D1000043	ABD
84	NLTAPLR57D1000042	ABD
85	NLTAPLR55D1000041	ABD
86	NLTAPLR53D1000040	ABD
87	NLTAPLR57D1000039	ABD
88	NLTAPLR55D1000038	ABD
89	NLTAPLR53D1000037	ABD
90	NLTAPLR51D1000036	ABD
91	NLTAPLR5XD1000035	ABD
92	NLTAPLR58D1000034	ABD
93	NLTAPLR56D1000033	ABD
94	NLTAPLR54D1000032	ABD
95	NLTAPLR52D1000031	ABD
96	NLTAPLR50D1000030	ABD
97	NLTAPLR54D1000029	ABD
98	NLTAPLR52D1000028	ABD
99	NLTAPLR50D1000027	ABD
100	NLTAPLR59D1000026	ABD
101	NLTAPLR57D1000025	ABD
102	NLTAPLR55D1000024	ABD
103	NLTAPLR53D1000023	ABD
104	NLTAPLR51D1000022	ABD
105	NLTAPLR5XD1000021	ABD
106	NLTAPLR58D1000020	ABD
107	NLTAPLR51D1000019	ABD
108	NLTAPLR5XD1000018	ABD
109	NLTAPLR58D1000017	ABD
110	NLTAPLR56D1000016	ABD
111	NLTAPLR54D1000015	ABD
112	NLTAPLR52D1000014	ABD
113	NLTAPLR50D1000013	ABD
114	NLTAPLR59D1000012	ABD
115	NLTAPLR57D1000011	ABD
116	NLTAPLR55D1000010	ABD
117	NLTAPLR59D1000009	ABD
118	NLTAPLR57D1000008	ABD
119	NLTAPLR55D1000007	ABD
120	NLTAPLR53D1000006	ABD

No	Şasi No	Ülke
121	NLTAPLR51D1000005	ABD
122	NLTAPLR5XD1000004	ABD
123	NLTAPLR58C1000002	ABD
124	NLTAPLR56C1000001	ABD