


SB-10056507-8532

	GROUP ENG	MODEL 2015MY Sorento (XMa) Optima (QF)
	NUMBER 143 (REV 1, 09/18/2014)	DATE September 2014
TECHNICAL SERVICE BULLETIN		
SUBJECT: SERVICE ACTION: ENGINE CRANKSHAFT PULLEY AND BOLT REPLACEMENT (SA170)		

★ NOTICE

This bulletin has been revised to include additional information. New/revised sections of this bulletin are indicated by a black bar in the margin.

This bulletin provides the information to replace the crankshaft pulley and crankshaft bolt on some 2015MY Optima (QF) and 2015MY Sorento (XMa) vehicles, produced from June 30, 2014 through July 14, 2014 and equipped with 2.4L Theta engines. These units may exhibit an oil leak or engine noise from the front crankshaft pulley due to excessive material on the tip of the crankshaft. Kia is requesting the completion of this Service Action on all affected vehicles, including dealer stock, prior to delivery. Before conducting the procedure, verify the vehicle is included in the list of affected VINs.

★ NOTICE

This crankshaft pulley kit is on manual allocation and will require authorization before it will be released by the PDC. To obtain authorization, please send an email to the following address: kiapartshotline@mobisusa.com; include your dealer code, order number and VIN of the affected vehicle (required).

★ NOTICE

A Service Action is a repair program without customer notification that is performed during the warranty period. Any dealer requesting to perform this repair outside the warranty period will require DPSM approval.

Repair status for a VIN is provided on WebDCS (Service> Warranty Coverage> Warranty Coverage Inquiry> Campaign Information). Not completed Recall / Service Action reports are available on WebDCS (Consumer Affairs> Not Completed Recall> Recall VIN> Select Report), which includes a list of affected vehicles.

This issue number is SA170.

File Under: ENGINE

Circulate To: General Manager Service Manager Parts Manager
 Service Advisors Technicians Body Shop Manager Fleet Repair


SUBJECT: SERVICE ACTION: ENGINE CRANKSHAFT PULLEY AND BOLT REPLACEMENT (SA170)

Service Procedure:


1. Place the vehicle on the lift and remove the right front tire.



2. Remove the under-cover splash shield.



3. Remove the engine serpentine belt from the crankshaft pulley.



SUBJECT: SERVICE ACTION: ENGINE CRANKSHAFT PULLEY AND BOLT REPLACEMENT (SA170)

4. Remove and discard the crankshaft pulley bolt.



5. Remove and discard the crankshaft pulley. If necessary, use a harmonic balancer puller to remove the crankshaft pulley. In most cases, the puller will not be required.

*** NOTICE**

Pay particular attention during removal of the Woodruff key to prevent it from falling into the engine through the front seal.



SUBJECT: SERVICE ACTION: ENGINE CRANKSHAFT PULLEY AND BOLT REPLACEMENT (SA170)

- 6. Install the new crankshaft pulley and new crankshaft pulley bolt supplied in the kit and tighten to specification using a torque wrench. For detailed reinstallation procedures requiring the flywheel/flexplate to be held stationary, refer to:

KGIS > Service Materials > Service Information > Engine Mechanical > Timing System > Crankshaft Damper Pulley > Correct holding tool to prevent engine from turning during bolt torquing



Tightening Torque
122.8 ~ 130.1 lb-ft (166.6 ~ 176.4 Nm)


CAUTION

Do NOT, under any circumstances, use an electric or air powered impact gun to install the crankshaft retaining bolt; bolt failure can occur and cause engine damage.

The crankshaft bolt is a “one-time” use bolt and must be replaced every time it is removed after it was torqued to specification!

*** NOTICE**

The replacement bolt and washer will be a one piece design. Do NOT use the two piece design.

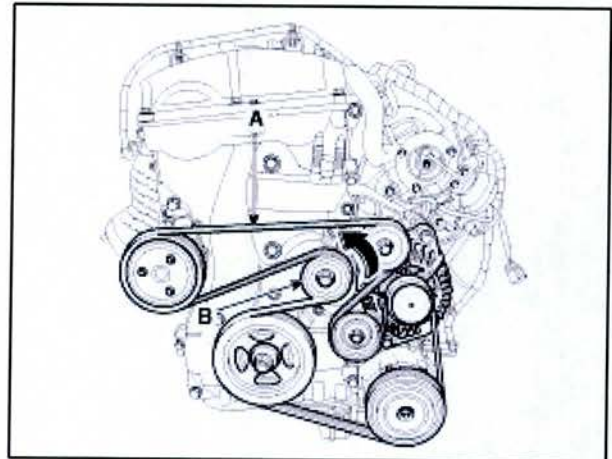


OLD NEW

- 8. Refer to the Service Information on KGIS to correctly route the engine serpentine drive belt and to reinstall all removed components. **Make sure the wheel lug nuts are torqued to the specification shown below:**

Tightening Torque
65.1~ 79.6 lb-ft (88.3 ~ 107.9 Nm)

- 9. Road test the vehicle and inspect for any fluid leaks, prior to returning the vehicle to the customer or dealership sales lot.



SUBJECT: SERVICE ACTION: ENGINE CRANKSHAFT PULLEY AND BOLT REPLACEMENT (SA170)

AFFECTED VINS:

5XXGM4A79FG375916	5XXGM4A72FG376289	5XXGM4A73FG376091	5XXGM4A74FG375497
5XXGM4A75FG376268	5XXGN4A79FG376397	5XXGN4A70FG376160	5XXGM4A77FG376272
5XXGM4A79FG375978	5XXGM4A76FG375999	5XXGM4A78FG375678	5XXGM4A7XFG375228
5XYKT3A62FG614958	5XXGN4A7XFG375954	5XXGR4A72FG375760	5XXGM4A77FG375686
5XXGM4A74FG376326	5XXGN4A78FG376536	5XXGN4A72FG376340	5XXGM4A71FG376168
5XXGN4A79FG375783	5XXGN4A76FG372288	5XXGM4A75FG376044	5XXGM4A76FG376425
5XXGM4A75FG374942	5XXGM4A74FG376035	5XYKTCA69FG614102	5XXGM4A71FG375991
5XXGN4A7XFG375808	5XXGM4A76FG376067	5XXGN4A70FG375297	5XXGM4A76FG376313
5XXGM4A72FG376213	5XXGN4A75FG376395	5XXGN4A70FG376224	5XXGM4A72FG376311
5XXGM4A74FG375824	5XXGN4A72FG376404	5XXGR4A73FG376349	5XXGN4A76FG376096
5XXGM4A70FG375318	5XXGN4A76FG374882	5XXGM4A75FG376206	5XXGN4A78FG376276
5XXGM4A78FG375017	5XXGN4A74FG372287	5XXGN4A75FG375229	5XXGN4A77FG375782
5XXGM4A76FG375825	5XXGM4A75FG375962	5XXGM4A75FG376514	5XXGN4A76FG376129
5XXGN4A75FG375019	5XXGM4A70FG376064	5XXGM4A79FG376208	5XXGM4A72FG378527
5XXGR4A76FG378578	5XXGN4A78FG375967	5XXGM4A75FG376433	5XXGM4A74FG376214
5XXGM4A79FG375821	5XXGM4A77FG376241	5XXGN4A71FG375793	5XXGM4A76FG375601
5XXGM4A73FG376303	5XXGM4A71FG376008	5XXGM4A78FG376166	5XXGN4A74FG376212
5XXGM4A77FG375879	5XXGM4A79FG375981	5XXGM4A72FG376227	5XXGM4A78FG375955
5XXGM4A72FG375868	5XXGM4A78FG375986	5XXGN4A74FG375108	5XXGM4A73FG375300
5XXGM4A75FG375959	5XXGM4A79FG376497	5XXGN4A73FG376315	5XXGN4A74FG375769
5XXGM4A72FG376048	5XXGM4A72FG376888	5XXGN4A77FG376298	5XXGM4A78FG375163
5XXGM4A71FG375988	5XXGM4A78FG376247	5XXGM4A78FG376281	5XXGN4A73FG375990
5XXGN4A71FG376359	5XXGN4A76FG375272	5XXGM4A73FG376477	5XXGN4A71FG376748
5XXGM4A70FG376338	5XXGN4A72FG376175	5XXGM4A72FG376258	5XXGM4A7XFG375925
5XXGM4A73FG376351	5XXGN4A71FG374059	5XXGN4A71FG376216	5XXGM4A77FG375171
5XXGM4A77FG375946	5XXGN4A73FG375987	5XXGN4A76FG376437	5XXGM4A71FG375585
5XXGM4A70FG375951	5XXGN4A77FG376172	5XXGM4A71FG376302	5XXGM4A76FG376442
5XXGM4A74FG376097	5XXGN4A75FG376591	5XXGM4A70FG376369	5XXGM4A70FG376341
5XXGN4A77FG376110	5XXGN4A78FG376407	5XXGM4A76FG376019	5XXGN4A77FG375779
5XXGN4A75FG375960	5XXGM4A70FG374461	5XXGN4A70FG376434	5XXGN4A75FG375683
5XXGN4A70FG376143	5XXGM4A71FG375358	5XXGN4A79FG376027	5XXGM4A72FG376504
5XXGN4A73FG376279	5XXGM4A70FG375724	5XXGM4A79FG376287	5XXGM4A75FG376299
5XXGM4A78FG376006	5XXGM4A79FG375785	5XXGN4A75FG375196	5XXGM4A70FG375979
5XXGM4A77FG375994	5XXGM4A71FG376669	5XXGN4A73FG376153	5XXGM4A71FG376199
5XXGN4A78FG376083	5XXGM4A78FG376314	5XXGM4A75FG376352	5XXGM4A78FG376197
5XXGM4A74FG375998	5XXGM4A72FG376423	5XXGN4A72FG377990	5XYKTCA68FG614169
5XXGM4A70FG376291	5XXGN4A76FG375711	5XXGM4A7XFG375908	5XXGM4A70FG376274
5XXGM4A77FG376319	5XXGN4A74FG376209	5XXGM4A75FG376481	5XYKTCA66FG614154
5XXGM4A77FG376286	5XXGM4A72FG376244	5XXGN4A70FG375638	
5XXGM4A77FG375011	5XXGM4A73FG375894	5XXGM4A74FG376004	
5XXGM4A72FG375918	5XXGM4A75FG376089	5XXGM4A75FG376335	
5XXGM4A79FG376581	5XXGM4A70FG376257	5XXGN4A74FG376159	
5XXGM4A73FG375975	5XXGM4A73FG375992	5XXGM4A79FG372739	
5XXGN4A70FG376353	5XXGM4A72FG376082	5XXGN4A75FG376218	
5XXGM4A73FG376561	5XXGN4A77FG376219	5XXGM4A7XFG376556	
5XXGM4A72FG375224	5XXGN4A7XFG375694	5XXGM4A72FG376275	
5XXGM4A75FG376240	5XXGN4A75FG376106	5XYKTCA63FG614175	
5XXGN4A74FG374895	5XXGN4A79FG375881	5XXGN4A79FG376223	
5XXGN4A77FG375877	5XXGN4A75FG375957	5XXGN4A78FG376732	

SUBJECT: SERVICE ACTION: ENGINE CRANKSHAFT PULLEY AND BOLT REPLACEMENT (SA170)

AFFECTED VEHICLE PRODUCTION RANGE:

Model	Production Date Range
Sorento (XMa)	From June 30, 2014 through July 14, 2014
Optima (QF)	

REQUIRED PARTS:

Model/Year	Part Name	Part Number	Qty.	Remarks
Optima (QF)	CRANKSHAFT PULLEY AND BOLT KIT	23124 2G600AQQK	1	Parts will be auto-shipped to dealers for in-stock units.
Sorento (XMa)				

*** NOTICE**

This crankshaft pulley kit is on manual allocation and will require authorization before it will be released by the PDC. To obtain authorization, please send an email to the following address: kiapartshotline@mobisusa.com; include your dealer code, order number and VIN of the affected vehicle (required).

WARRANTY CLAIM INFORMATION:

Claim Type	Causal P/N	Qty.	N Code	C Code	Repair Description	Labor Op Code	Op Time	Replacement P/N	Qty.
V	23124 2G600	0	N99	C99	(SA170) Crankshaft Pulley /Bolt Replace	140A04R0	0.9 M/H	23124 2G600AQQK	1

*** NOTICE**

VIN inquiry data for this repair is provided for tracking purposes only. Kia retailers should reference SA170 when accessing the WebDCS system.