



Recall Bulletin



SB-10056355-9021

PRODUCT EMISSION RECALL

SUBJECT: Engine Oil Consumption due to PCV Valve Wear

MODELS: 2013-2014 Chevrolet Spark
Equipped with 1.2L Engine (RPO LL0)

CONDITION

General Motors has decided to conduct a Voluntary Emission Recall involving certain 2013-2014 model year Chevrolet Spark vehicles equipped with a 1.2L engine (RPO LL0). These vehicles may have been built with a Positive Crankcase Ventilation (PCV) valve that may wear prematurely. If this occurs, it may cause excessive engine oil consumption, which may eventually foul a spark plug causing the illumination of the Malfunction Indicator Lamp (MIL), rough engine operation, and if uncorrected, cause engine damage and lack of engine power.

CORRECTION

Dealers are to replace the PCV valve. For vehicles that are not in dealer inventory, dealers should also clean the throttle body, clean the throttle plate, and relearn the idle. If the MIL is illuminated/flashing, it may also be necessary to replace the #4 spark plug.

VEHICLES INVOLVED

All involved vehicles are identified by Vehicle Identification Number on the Investigate Vehicle History screen in GM Global Warranty Management system. Dealership service personnel should always check this site to confirm vehicle involvement prior to beginning any required inspections and/or repairs. It is important to routinely use this tool to verify eligibility because not all similar vehicles may be involved regardless of description or option content.

For dealers with involved vehicles, a listing with involved vehicles containing the complete vehicle identification number, customer name, and address information has been prepared and will be provided to US and Canadian dealers through the GM GlobalConnect Recall Reports. Dealers will not have a report available if they have no involved vehicles currently assigned.

The listing may contain customer names and addresses obtained from Motor Vehicle Registration Records. The use of such motor vehicle registration data for any purpose other than follow-up necessary to complete this recall is a violation of law in several states/provinces/countries. Accordingly, you are urged to limit the use of this report to the follow-up necessary to complete this recall.

PART INFORMATION

Parts required to complete this recall are to be obtained from General Motors Customer Care and Aftersales (GMCC&A). Please refer to your “involved vehicles listing” before ordering parts. Normal orders should be placed on a DRO = Daily Replenishment Order. In an emergency situation, parts should be ordered on a CSO = Customer Special Order.

Part Number	Description	Quantity/Vehicle
25193675	Valve Assembly, PCV	1
25190786	Spark Plug**	1 (If Req'd)
Obtain Locally	Throttle Body Cleaner*	1 (If Req'd) (Submit as Net Item)

*Not for new vehicles that are still in dealer inventory. One can of throttle body cleaner can be used to perform this procedure on three vehicles.

**Only for vehicles that have misfire DTC P0300 or P0304 stored.


SERVICE PROCEDURE**Preliminary Inspection for All Vehicles:**

When working on a new vehicle that is still in dealer inventory, it is only necessary to follow each of the steps in the *New Vehicles in Dealer Inventory Section* below. For all other vehicles, it is only necessary to follow each of the steps in the *All Other Vehicles Section* below.

New Vehicles in Dealer Inventory Section:

Use the following steps to replace the Positive Crankcase Ventilation (PCV) valve on new vehicles in dealer inventory.

1. Disconnect the PCV hose from the PCV valve (general area shown below). Refer to *Positive Crankcase Ventilation Hose/Pipe/Tube Replacement (LL0)* in SI. It is not necessary to completely remove the hose.



3958281

2. Using a medium depth 24mm socket, remove (unscrew) the PCV valve and seal from the camshaft cover.


Warning: The PCV valve is made of plastic. Use care to not cross thread or over tighten the replacement valve.

3. Install the service replacement PCV valve and seal, and torque it to 5 Nm +/-1 Nm (44 in lb +/- 9 in lb).
4. Reconnect the PCV hose. Refer to *Positive Crankcase Ventilation Hose/Pipe/Tube Replacement (LL0)* in SI.
5. **CALIFORNIA, CONNECTICUT, DELAWARE, MARYLAND, MASSACHUSETTS, MAINE, OREGON, VERMONT, & WASHINGTON VEHICLES ONLY:** Install a Recall Identification Label. Also, for California vehicles complete a "Proof of Correction" certificate upon recall completion.

All Other Vehicles Section:

Use the following steps to replace the Positive Crankcase Ventilation (PCV) valve, clean the throttle body and relearn the idle. It may also be necessary to replace the #4 spark plug if misfire DTCs (P0300 or P0304) are stored.

1. Disconnect the PCV hose from the PCV valve. Refer to *Positive Crankcase Ventilation Hose/Pipe/Tube Replacement (LL0)* in SI. It is not necessary to completely remove the hose.



3958281

2. Using a medium depth 24mm socket, remove (unscrew) the PCV valve and seal from the camshaft cover.

Warning: The PCV valve is made of plastic. Use care to not cross thread or over tighten the replacement valve.

3. Install the service replacement PCV valve and seal, and torque it to 5 Nm +/-1 Nm (44 in lb +/- 9 in lb).
4. Reconnect the PCV hose. Refer to *Positive Crankcase Ventilation Hose/Pipe/Tube Replacement (LL0)* in SI.
5. Connect MDI with a laptop and run GDS2.
6. Check for any misfire DTCs (P0300 or P0304).
7. If misfire DTCs P0300 or P0304 were stored, replace the #4 spark plug. Refer to *Spark Plug Replacement (LL0)* in SI.
8. Clean and inspect the throttle body. Refer to *Throttle Body Inspection and Cleaning* in SI. This procedure includes the Throttle/Idle Learn steps.


9. CALIFORNIA, CONNECTICUT, DELAWARE, MARYLAND, MASSACHUSETTS, MAINE, OREGON, VERMONT, & WASHINGTON VEHICLES ONLY: Install a Recall Identification Label. Also, for California vehicles complete a “Proof of Correction” certificate upon recall completion.

RECALL IDENTIFICATION LABEL - California/Connecticut/Delaware/Maryland/Massachusetts/Maine/Oregon/Vermont/Washington Vehicles Only

Place a Recall Identification Label on each vehicle corrected in accordance with the instructions outlined in this Product Recall Bulletin. Each label provides a space to include the recall number and the five-digit dealer code of the dealer performing the recall service. This information may be inserted with a ballpoint pen.

Put the Recall Identification Label on a clean and dry surface of the radiator core support in an area that will be visible to people servicing the vehicle.

When installing the Recall Identification Label, be sure to pull the tab to allow adhesion of the clear protective covering. Additional Recall Identification Labels for US dealers can be obtained from Dealer Support Materials by ordering on the web from DWD Store, www.gmglobalconnect.com, and then click on the DWD Store link. Request Item Number S-1015 when ordering.



COURTESY TRANSPORTATION

The General Motors Courtesy Transportation program is intended to minimize customer inconvenience when a vehicle requires a repair that is covered by the New Vehicle Limited Warranties. The availability of courtesy transportation to customers whose vehicles are within the warranty coverage period and involved in a product program is very important in maintaining customer satisfaction. Dealers are to ensure that these customers understand that shuttle service or some other form of courtesy transportation is available and will be provided at no charge. Dealers should refer to the General Motors Service Policies and Procedures Manual for Courtesy Transportation guidelines.

WARRANTY TRANSACTION INFORMATION

Submit a transaction using the table below. All transactions should be submitted as a ZFAT transaction type, unless noted otherwise.

Labor Code	Description	Labor Time	Net Item
9100785	Replace PCV Valve	0.3*	
9100534	Replace PCV Valve, Clean Throttle Body, and Relearn Idle	0.7	***
9100535	Replace PCV Valve, Clean Throttle Body, Relearn Idle, and Replace #4 Spark Plug	1.0**	***

- * Only for new vehicles that are still in dealer inventory.
- ** Only for vehicles that have misfire DTC P0300 or P0304 stored.
- *** The amount identified in “Net Item” should represent the actual sum total of the current GMCC&A Dealer net price for the Throttle Body Cleaner needed to perform the required repairs, not to exceed \$4.00 USD, \$5.00 CAD, plus applicable Mark-Up or Landed Cost. One can of throttle body cleaner can be used to perform this procedure on three vehicles.

CUSTOMER NOTIFICATION – For US and Canada

General Motors will notify customers of this recall on their vehicle.

In order to ensure full protection under the emission warranty, and the right to participate in future recalls, the customer notification letter recommends that customers have their vehicles serviced as soon as possible. It also advises that failure to do so could legally be determined to be lack of proper maintenance. The vehicle may fail a state or local emission inspection test if the recall work is not completed.

DEALER RECALL RESPONSIBILITY

All unsold new vehicles in dealers' possession and subject to this recall must be held and inspected/repaired per the service procedure of this recall bulletin before customers take possession of these vehicles.

Dealers are to service all vehicles subject to this recall at no charge to customers, regardless of mileage, age of vehicle, or ownership, from this time forward.

Customers who have recently purchased vehicles sold from your vehicle inventory, and for which there is no customer information indicated on the dealer listing, are to be contacted by the dealer. Arrangements are to be made to make the required correction according to the instructions contained in this bulletin. A copy of the customer letter is provided in this bulletin for your use in contacting customers. Recall follow-up cards should not be used for this purpose, since the customer may not as yet have received the notification letter.

In summary, whenever a vehicle subject to this recall enters your vehicle inventory, or is in your dealership for service in the future, you must take the steps necessary to be sure the recall correction has been made before selling or releasing the vehicle.

*****THE FOLLOWING 2 PARAGRAPHS ARE NOT FOR CANADA*****

When a California emissions recall is completed by a GM dealer, the dealer must provide the vehicle owner a "Proof of Correction Certificate" which the owner may need to present to the California Department Of Motor Vehicles (DMV) when renewing their vehicle registration. Without this correction certificate, the owner may be unable to renew their vehicle registration.

Additional Certificates can be obtained, at no charge, from Dealer Support Materials by ordering on the web from the DWD Store, www.gmdealerworld.com, and then click on the DWD Store link; request GM Item Number 1825 when ordering.



August 2014

Dear General Motors Customer:

This notice is sent to inform you that General Motors is conducting a voluntary emission recall that includes your vehicle.

Reason For This Recall: General Motors has decided to conduct a Voluntary Emission Recall involving certain 2013-2014 model year Chevrolet Spark vehicles equipped with a 1.2L engine. These vehicles may have been built with a Positive Crankcase Ventilation (PCV) valve that may wear prematurely. If this occurs, it may cause excessive engine oil consumption, which may eventually foul a spark plug causing the illumination of the Malfunction Indicator Lamp (MIL), rough engine operation, and if uncorrected, cause engine damage and lack of engine power.

What Will Be Done: Your GM dealer will replace the PCV valve, clean the throttle body, clean the throttle plate, and relearn the idle. If the MIL is illuminated/flashing, it may also be necessary for them to replace the #4 spark plug. This service will be performed for you at **no charge**.

What You Should Do: Please contact your GM dealer as soon as possible to arrange a service date and to assure parts availability. Instructions for making this correction have been sent to your dealer. Please ask your dealer if you wish to know how much time will be needed to schedule, process, and repair your vehicle.

If you have any questions or need any assistance, just contact your dealer or the appropriate Customer Assistance Center at the number listed below.

Division	Number	Text Telephones (TTY)
Chevrolet	1-800-222-1020	1-800-833-2438
Guam	65-6267-1752	
Puerto Rico – English	1-800-496-9992	1-800-833-2438
Puerto Rico – Español	1-800-496-9993	1-888-889-2438
Virgin Islands	1-800-496-9994	1-800-833-6537

Emission Law Information: In order to ensure your full protection under the emission warranty made applicable to your Chevrolet Spark vehicle by state and federal law, and your right to participate in future recalls, it is recommended that you have your vehicle serviced as soon as possible. Failure to do so could legally be determined to be lack of proper maintenance of your vehicle.

IMPORTANT MESSAGE FOR CALIFORNIA RESIDENTS

The California Air Resources Board (CARB) requires vehicle emission recalls be completed prior to California registration renewal. Uncorrected emission recalls will result in the inability to renew your California vehicle registration.

At the time of emission recall completion, your California dealer will issue a "Proof of Correction Certificate". Keep this certificate and, if required, present it to the Department of Motor Vehicles when renewing your California registration as proof of recall completion.

We are sorry to cause you this inconvenience; however, we have taken this action in the interest of your continued satisfaction with our products.

Jim Moloney
General Director,
Customer and Relationship Services

14110