

SB-10056137-4073

FORD:

2014 F-150

ISSUE

Some 2014 F-150 vehicles equipped with a 3.7L engine and built 1/23/14 and through 3/30/14 may exhibit a coolant leak at the rear of the engine at the heater hose. In certain conditions the heater hose may contact the intake manifold and create a coolant leak.

ACTION

Follow the Service Procedure steps to correct the condition.

SERVICE PROCEDURE

1. Inspect the small heater hose near the bulkhead and intake manifold area.
2. Is the heater hose leaking and/or exhibiting signs of contact with the intake manifold? (Figure 1)




Figure 1 - Article 14-0103

- a. Yes - replace the heater hose and refill the cooling system. Refer to Workshop Manual (WSM), Section 303-03. Proceed to Step 3.
 - b. No - proceed to Step 3.
3. Using a frameless handheld hacksaw with a metal blade, trim the casting boss from the intake manifold flush with the adjoining sensor mount. (Figures 2 and 3)

NOTE: The information contained in Technical Service Bulletins is intended for use by trained, professional technicians with the knowledge, tools, and equipment to do the job properly and safely. It informs these technicians of conditions that may occur on some vehicles, or provides information that could assist in proper vehicle service. The procedures should not be performed by "do-it-yourselfers". Do not assume that a condition described affects your car or truck. Contact a Ford, Lincoln, or Mercury dealership to determine whether the bulletin applies to your vehicle. Warranty Policy and Extended Service Plan documentation determine Warranty and/or Extended Service Plan coverage unless stated otherwise in the TSB article. The information in this Technical Service Bulletin (TSB) was current at the time of printing. Ford Motor Company reserves the right to supersede this information with updates. The most recent information is available through Ford Motor Company's on-line technical resources.

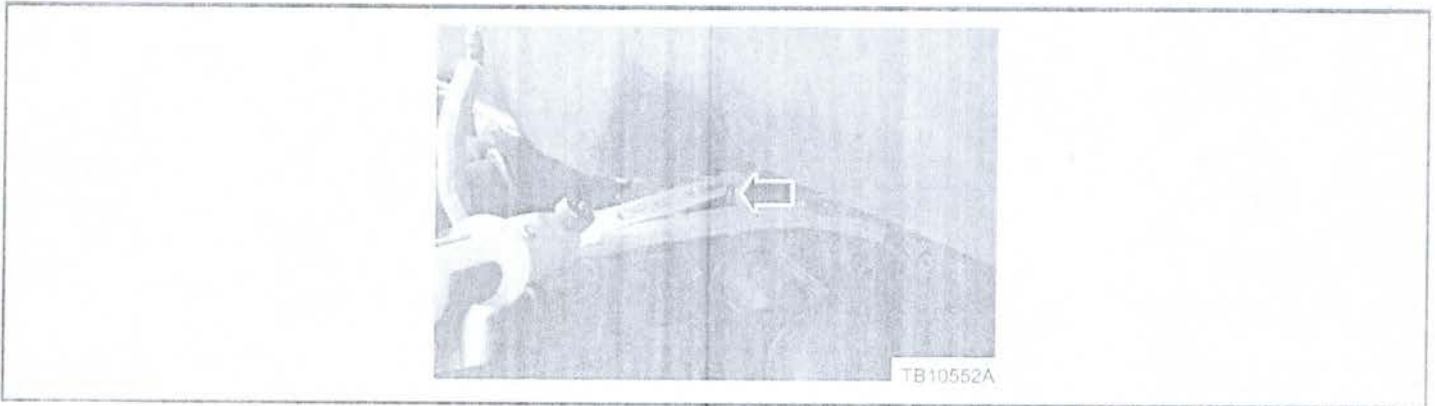


Figure 2 - Article 14-0103




Figure 3 - Article 14-0103

PART NUMBER	PART NAME
BL3Z-18472-D	Hose - Heater Water
VC-3-B	Motorcraft® Orange Antifreeze/Coolant Concentrated

OPERATION	DESCRIPTION	TIME
140103A	2014 F-150 3.7L: Inspect Heater Hose And Trim Casting Boss On Intake Manifold. (Do Not Use With Any Other Labor Operations)	0.2 Hr.
140103B	2014 F-150 3.7L: Inspect, Replace Heater Hose And Trim Casting Boss On Intake Manifold. (Do Not Use With Any Other Labor Operations)	0.6 Hr.

WARRANTY STATUS:

Eligible Under Provisions Of New Vehicle Limited Warranty Coverage

Warranty/ESP coverage limits/policies/prior approvals are not altered by a TSB. Warranty/ESP coverage limits are determined by the identified causal part and verified using the OASIS part coverage tool.

DEALER CODING

BASIC PART NO.	CONDITION CODE
9424	91