

# SB-10056130-1121

## TECHNICAL SERVICE BULLETIN



ENTEGRACOACH®

TSB#: 14-012

Job Code: 9803208

Flat Rate: 0.5

Date of Publication: July 2014

**NOTE: This Technical Service Bulletin will be valid within (1) year from the original date of publication. REQUIRES PARTS TO BE ORDERED FROM Entegra for every unit.**

### ACTION REQUIRED:

Install USB Wi-Fi Dongle and inspect USB Dash Port Wiring

### MODELS / UNITS:

#### 2015 Aspire Class A Motor Home

44B **F13B** 8056-8060,8063  
39E **F13E** 8051, 8053  
42DEQ **F13H** 8052, 8056  
42RBQ **F13N** 8052, 8054-8055  
42DLQ **F13T** 8052, 8055  
44U **F13U** 8051-8054

#### 2015 Anthem Class A Motor Home

44B **F14B** 8051-8059, 8061  
42DEQ **F14H** 8051-8052  
42RBQ **F14N** 8052, 8054-8055, 8057-8058  
42DLQ **F14T** 8051  
44SL **F14X** 8053

#### 2015 Cornerstone Class A Motor Home

45B **F16B** 8051, 8056-8057  
45K **F16K** 8051, 8053-8054, 8056

### KIT CONTENTS

(1) Wi-Fi dongle

**Note: Kit can only be ordered using the order form included with this bulletin.**

### TOOLS/MATERIAL REQ.:

Screwdriver - square head  
Tape or protective material (to prevent scratches)

### INSTRUCTIONS

1. Cover the drink tray area with tape or protective material to prevent scratching the inlay.



Remove all the screws on the dash inlay using a **hand held** screwdriver.





**CAUTION: Only a hand held screwdriver should be used to remove and re-install the screws on the inlay. Using a screw gun may cause damage to the inlay.**



3. Carefully pull out the inlay.



4. Locate the USB 2 wire and plug the dongle into it.



5. Confirm that the USB dash port is connected to USB 1



6. Re-install the dash inlay.



**CAUTION: Only a hand held screwdriver should be used to remove and re-install the screws on the inlay. Using a screw gun may cause damage to the inlay. DO NOT OVER TIGHTEN THE SCREWS. OVER TIGHTENING THE SCREWS MAY RESULT IN CRACKING THE DASH INLAY.**

7. Remove tape or protective cover.

### Additional Information

**NOTE:** The following information is not part of this Technical Service Bulletin. It is included as a courtesy to our customers. It is **NOT** part of the flat rate or job code and will **NOT** be reimbursed by Entegra Coach. Any issues and or questions concerning the following information should be directed to:

River Park Inc. 1-800-442-7717

[navi@riverparkinc.com](mailto:navi@riverparkinc.com)

[www.riverparkinc.com](http://www.riverparkinc.com)

XiteSolutions North America Inc

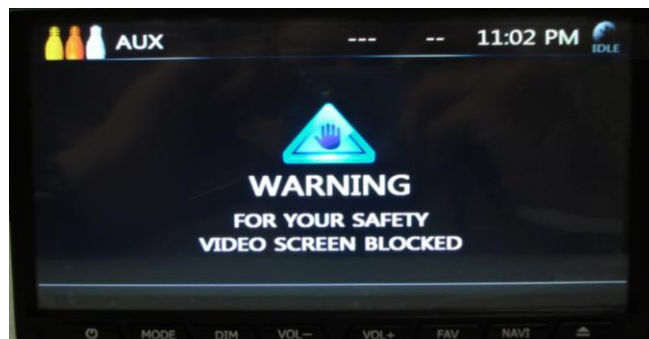
[support@xsna.ca](mailto:support@xsna.ca)

Verifying XSG@ System Firmware

Step 1: Select AUX input



Step 2: Select Bluetooth Icon in upper right hand corner



Step 3: Verify correct system firmware.





ENTEGRA  
COACH®

---

903 South Main Street | P.O. Box 460 | Middlebury, IN 46540 | 800-945-4787 | www.entegracoach.com

July 2014

**The following information is not part of the TSB 14-012 repair, but will assist you obtain the most recent upgrade when required.**

Once the Wi-Fi dongle has been installed and verification is made that the USB dash port is connected to USB1:

1. Check to see if Wi-Fi Button is available – tap the preference button on the bottom left of the main navigation screen. If you *do not see the Wi-Fi button*, you need an update to the navigation SD Card. You can obtain the update via the Rand McNally Dock software. . <http://www.randmcnally.com/support/s/dock-software/rv-gps>
2. If you have the dongle and an updated SD card but not the updated radio firmware, you can access Wi-Fi but may experience connection issues.

Verify the current version of the radio firmware by selecting MODE-AUX icon. Once on the Aux input screen, touch the Bluetooth icon located in the top right corner of the screen. A window will open and show **OS: x.xx**. If the version number is **above 2.75** then the system contains the most recent firmware. If an update is required please email one of the contacts below with your Coach Model and Year and a link will be provided to download the correct FW set and instructions.

[navi@riverparkinc.com](mailto:navi@riverparkinc.com)

[www.riverparkin.com](http://www.riverparkin.com)

XiteSolutions North America Inc.

[support@xsna.ca](mailto:support@xsna.ca)

Sincerely,

Entegra Coach