


VOLVO CARS SERVICE AND PARTS BUSINESS	
--	---

Technical Journal

TITLE:
**No or intermittent unlocking function from door handles
(S60 w/ Keyless drive)**

REF NO: TJ 26520	ISSUING DEPARTMENT: Technical Service	CAR MARKET: United States and Canada		
PARTNER: 3 US 7510 Volvo Cars North America		ISSUE DATE:		
FUNC GROUP: 8340	FUNC DESC: Lock, handle	YEAR 2014	MONTH 03	DAY 04
Page 1 of 5				

“Right first time in Time”

Attachment

File Name	File Size
Corrosion.JPG	0.0776 MB
Extension_Cable.JPG	0.0462 MB
Harness_Routing.JPG	0.0765 MB

Vehicle Type

Type	Eng	Eng Desc	Sales	Body	Gear	Steer	Model Year	Plant	Chassis range	Struc Week Range
134							2011-9999		-	0-0

CSC Customer Symptom Codes

Code	Description
VK	Doors/Exterior door handle problems

DTC Diagnostic Trouble Codes

Rows beginning with * are modified

Note! If using a printed copy of this Technical Journal, first check for the latest online version.



Text

DESCRIPTION:

No or intermittent unlocking function from door handles on S60 vehicles with Keyless drive may be caused by:

- Low pin tension at the harness connector.
- Corrosion at the door handle/harness.

SERVICE:

230mm (9 inch) long extension cables are available for repairing the harness Extension_Cable.JPG.

- Front door: 31358682
- Rear door: 31382553

Remove the inner door panel, repair the harness and ensure the routing is as shown in Harness_Routing.JPG .

Notes for when corrosion is found:

See Corrosion.JPG .

If corrosion is found, the door handle must also be replaced, as it is likely that the corrosion was caused by water leakage through the handle. See TJ 27787 for instructions on reusing painted outer door handle covers.

If the corrosion has extended deep enough into the harness that the copper is discolored at the location where the splices would be made, the harness cannot be properly repaired with the extension cables; the entire door harness must be replaced.


VSTG OPERATION NUMBER:

98417-2 Connector for side door antenna, 1.2 hrs.

83404-2 Handle outer front door replace

83412-2 Handle outer rear door replace

To view TJ attachments continue to next page. This TJ has 3 attachments.



1



2

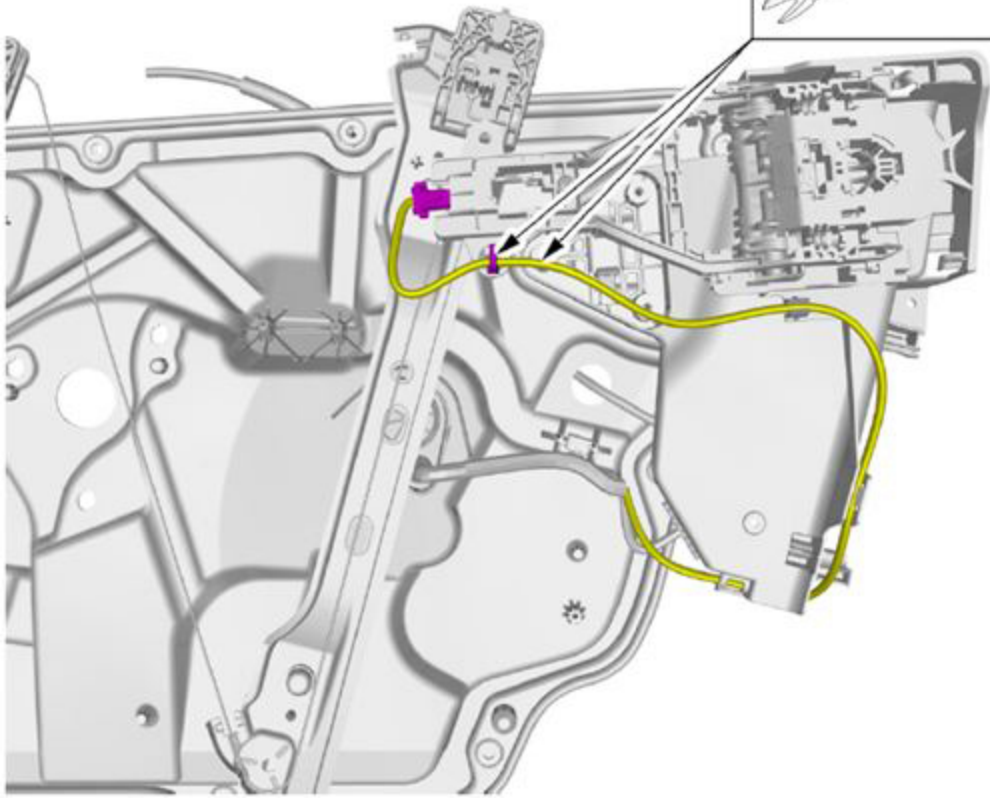


1: Front Door

2: Rear Door

Cut the wiring length of the extension cable to correctly match the vehicle.

Front Door



Rear Door

