

Technical Journal



TITLE:

**No or intermittent unlocking function from door handles
(S60 w/ Keyless drive)**

REF NO: TJ 26520	ISSUING DEPARTMENT: Technical Service	CAR MARKET: United States and Canada		
PARTNER: 3 US 7510 Volvo Cars North America		ISSUE DATE:		
FUNC GROUP: 8340	FUNC DESC: Lock, handle	YEAR 2013	MONTH 01	DAY 09
Page 1 of 4				

“Fixed Right — First Time”

Attachment

File Name	File Size
TJ_26520.pdf	0.1155 MB

Vehicle Type

Type	Eng	Eng Desc	Sales	Body	Gear	Steer	Model Year	Plant	Chassis range	Struc Week Range
134							2011-9999		-	0-0

CSC Customer Symptom Codes

Code	Description
VK	Doors/Exterior door handle problems

DTC Diagnostic Trouble Codes

Text

DESCRIPTION:

No or intermittent unlocking function from door handles on S60 vehicles with Keyless drive may be caused by low pin tension at the harness connector.

**SERVICE:**

Replace the connector on the affected door(s) according to the attachment with extension cables:

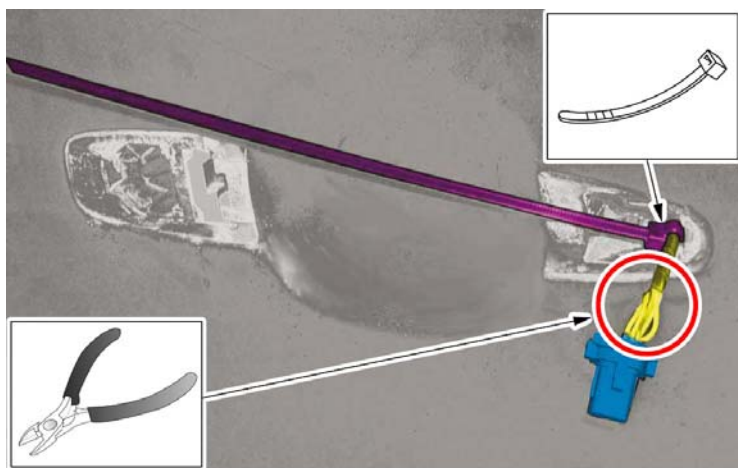
- Front door: 31358682
- Rear door: 31382553

VSTG OPERATION NUMBER:

98417-2 Connector for side door antenna, 0.4 hrs

To view TJ attachment continue to next page:

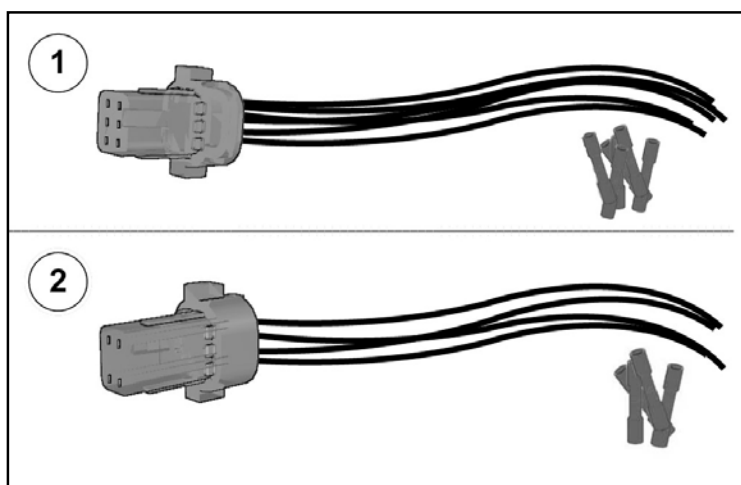
Volvo Car Customer Service	
TJ Instruction	
TJ 26520	
January 2013	
No or intermittent unlocking function from door handles (S60 w/ Keyless drive)	



Remove the outer door handle according to the VIDA Repair->Removal, Replacement and Installation->834.

Temporarily hold the harness in place with a cable tie.

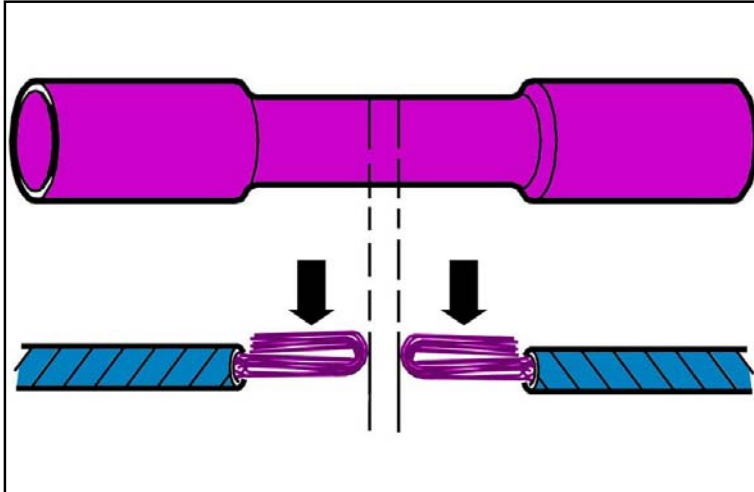
Cut off the existing connector.




1: Front Door

2: Rear Door

Cut the wiring length of the extension cable to correctly match the vehicle.



Splice the wires as shown.



Complete the splices according to VIDA Repair->Cleaning, Inspection and Adjustment->371 Joining Cables

Remove the tie strap.

Reinstall the door handle according to VIDA Repair->Removal, Replacement and Installation->834.