

Technical Bulletin

Model(s)	Year	Eng. Code	Trans. Code	VIN Range From	VIN Range To
Passat Wagon (B5)	1998-2001	All	All	All	All
Passat Wagon (B5.5)	2001-2005	All	All	All	All
Passat Wagon (B6)	2007-2010	All	All	All	All

Condition

51 14 03 December 16, 2014 2039000

Corrosion on the Roof in the Area of the Roof Rails

Corrosion on the roof (in the contact area of roof rail/roof rail base) - Figures 1 and 2.




Figure 1 (corrosion on the roof – B5/5.5 Passat shown)




Figure 2 (corrosion around the roof openings – B6 Passat shown)



Technical Bulletin

Note:

To determine if this procedure is covered under Warranty, always refer to the *Warranty Policies and Procedures Manual*.

Documentation required per *Warranty Policies and Procedures Manual*.

For vehicles outside of the Limited Warranty Against Corrosion Perforation this Technical Bulletin is for information only.

Technical Background

Paint abrasion on the roof from contact and relative movement of the roof rail (Figure 1).

Humidity is absorbed into the seals on the roof rail base, this leads to corrosion in the roof openings / surface (Figure 2).

Production Solution

Corrections in the production process after discovering deviations.

Technical Bulletin

Service

Procedure:

Repair the roof only.

Repair the roof:

Follow next steps according to vehicle model year / chassis type

1998-2005 Passat Wagon 3B5, 3B6 (B5/5.5):

- Before removing the roof rails, visually check if the roof rail base is contacting the roof in the affected areas.
- Remove the roof rails. See Repair Group 66 in Elsa.
- Remove the corrosion with a pneumatic brush grinder. Make sure that the edges of the roof do not get damaged.
- Apply a VOC compliant epoxy primer as an anti-corrosion treatment and primer (locally sourced).
- Re-paint the roof according to the Volkswagen guidelines.

⚠ Note:

DO NOT replace the roof rails for this concern.

If the roof rail base was contacting the roof, the following step must be performed:

- Before installing the roof rail, increase the gap of the roof rails to the roof by installing a washer (Figure 3, red arrow 1), part number: WHT 000 808 over the threaded pin.




Figure 3

- Remove the seals on the roof rail bases (left and right roof rails) and replace them with a new sealing kit (part number: **3B9 860 151**).
- Re-install the roof rails. See Repair Group 66 in Elsa.

Technical Bulletin

2007-2010 Passat Wagon 3C5 (B6):

- Before removing the roof rails check for movement / free play in the rails.
- Remove the roof rails. See Repair Group 66 in Elsa.
- Remove the corrosion with a pneumatic brush grinder. Make sure that the edges of the roof do not get damaged.
- Apply a VOC compliant epoxy primer as an anti-corrosion treatment and primer (locally sourced).
- Re-paint the roof according to the Volkswagen guidelines.
- Remove the seals on the roof rail bases (left and right roof rails) and replace them with a new sealing kit (part number: **3C9 860 151** - Figure 4, Number 1).

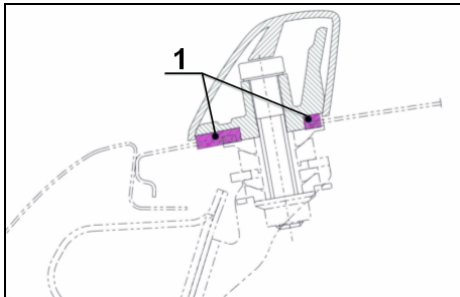


Figure 4

- Re-install the roof rails. See Repair Group 66 in Elsa.

! **Note:**

DO NOT replace the roof rails for this concern.

If the roof rails were loose, check and if necessary adjust and tighten the support bracket (Figure 5, Number 1). See Repair Group 66 in Elsa.

Technical Bulletin

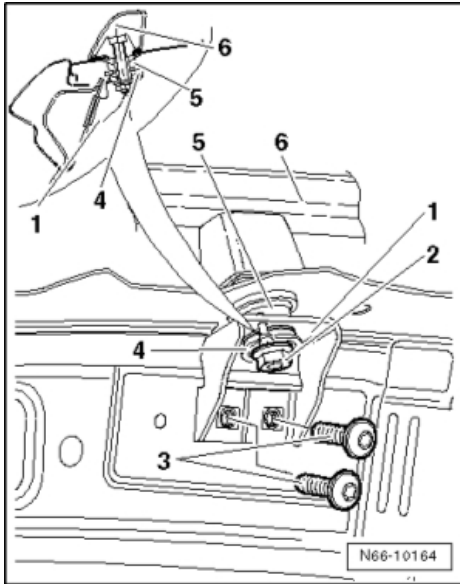


Figure 5



Technical Bulletin

Warranty

Note:

- Dealers may complete the repair as described without prior authorization (through a WISE Warranty Repair Acceptance request).
- Documentation required: Clear pictures, completed estimate and body shop invoice must be saved and kept on file at the Dealership for audit purposes.
- Labor time units (TU), Material units (MU), and Material unit rate are correct at the time of publication. The time units and/or material units may differ if the repair catalogue is updated. The information in the repair catalogue applies, except for the open time items (labor operations ending in 99) which are calculated at actual time multiplied by the body shop labor rate. The material allowance (Paint material price per unit) is subject to change. Refer to **WISE > Resource Center > Forms > Paint/Corrosion for the most current forms.**
- This section is applicable for vehicles within the terms of Volkswagen's Limited Warranty Against Corrosion Perforation. For vehicles outside the terms of the Limited Warranty Against Corrosion Perforation this section is for information only.
- This bulletin may be provided to outside shops to ensure the proper repair is completed.

Note:

Claim Processing Options

Option 1: Utilize the attached form examples and interactive forms on WISE to assist with calculating the reimbursement amounts. **This will expedite the claim review process and reduce the time to pay the claim.**

Note that miscalculations are subject to claim adjustment.

For the complete set of pre-populated Paint/Corrosion Claim Form templates associated with this Technical Bulletin, refer to WISE > Resource Center > Forms > Paint/Corrosion.

Option 2: Email repair estimates to paintcamp@vw.com. The Paint and Corrosion team will calculate the warranty allowance and complete the required form(s) on behalf of the dealer.

To determine if this procedure is covered under Warranty, always refer to the <i>Warranty Policies and Procedures Manual</i> ¹⁾					
Model(s)	Year(s)	Eng. Code(s)	Trans. Code(s)	VIN Range From	VIN Range To
Passat Wagon	1998-2010	All	All	All	All
SAGA Coding					
Claim Type:	160 ¹⁾				



Technical Bulletin

Service Number:	Damage Code	HST	Damage Location (Depends on Service No.)
5103	0003	--	010
Parts Manufacturer	Passat Wagon (3B5, 3B6, 3C5)	010 ²⁾	
Please use the following part number in "Outside Materials" ⁴⁾			
LACKMATF: Paint and Materials		MU @ \$12 per unit	
Epoxy Primer (Locally Sourced)		Claim Dollar Amount (MAX: \$40)	
Please use the following Labor Operation in "Outside Labor" ⁴⁾			
Select the appropriate Labor Operation below: - L0010000: External Painting-straight color - L0020000: External Painting-metallic/2-layer - L0030000: External Painting-pearl color		Claim Dollar Amount	
Use this for all body repair in this bulletin: - A0041000: Body Shop repair no paint		Claim Dollar Amount	
Causal Part:		L00#0000	
Diagnostic Time ⁴⁾			
GFF Time expenditure	01500000 = 00 TU max.	NO	
Road Test	01210002 = 00 TU 01210004 = 00 TU	NO	
Technical Diagnosis	01320000 = 00 TU	NO	
Claim Comment: Input "As per Technical Bulletin 2039000" in comment section of Warranty Claim.			
¹⁾ For Vehicles outside the Limited Warranty Against Corrosion Perforation this bulletin is information only ²⁾ Corrosion claim vendor code will be the damage location. ³⁾ Labor Time Units (TUs) are subject to change with ELSA updates. ⁴⁾ Documentation required per <i>Warranty Policies and Procedures Manual</i> . ⁵⁾ See attachment "srt_reference_table.pdf" for labor time reference.			



Technical Bulletin

Required Parts and Tools

1998-2005 Passat Wagon 3B5, 3B6 (B5/5.5)		
Part No:	Part Description	Quantity
WHT 000 808	Washer	6
3B9 860 151	Roof rail sealing kit	1
2007-2010 Passat Wagon 3C5 (B6)		
Part No:	Part Description	Quantity
3C9 860 151	Roof rail sealing kit	1

For Special Tools see Repair Manual.

Additional Information

All part and service references provided in this Technical Bulletin are subject to change and/or removal. Always check with your Parts Dept. and Repair Manuals for the latest information.

Paint/Corrosion Claim Form



Dealer No.
Repair Order No.

400000
910000

Example - Repair

If repeat repair, provide explanation in box below:

B5.5 Passat Wagon

VIN (17-Digits)	WVWLK63B03E000000		
Color No. (4-digit ElsaPro Paint No.)	LA7W		
Dealer Labor Rate	100.00		
Paint material price per unit	12.00		
Dealer-owned paint shop?	<input checked="" type="radio"/>	Yes	<input checked="" type="radio"/> No
Original paint material?	<input checked="" type="radio"/>	Yes	<input checked="" type="radio"/> No

Service No.	Damage Code	Dmg Loc	Part manufacturer (Vendor Code)	Description of Repair	Paint Labor Operation(s)	Time Units	Mat'l Units
5103	0003	010	010	Paint roof w/ sunroof	51037933	290	19
				Verify ALL Labor Operation Time Units and Material Units			

Note: Authorization and claim reimbursement are contingent on the usage of original parts for the repair

Body Painting Prep Time	51017133	190
-------------------------	----------	-----

The vehicle history must be checked for any previous damage. Digital photographs must be included with the repair order per VWoA instructions. If there is a sublet invoice for painting, the invoice amount must be split between outside (sublet) labor and outside (sublet) material.

Paint Subtotal	480	19
----------------	-----	----

Part Number	Part Description	Part Qty	Part Price per Unit	Total Part Price	Description of Repair	Repair/Replace Labor Operation(s)	Time Units
EPOXY	Epoxy Primer	1	\$ 40.00		Remove and install 2 roof rails	66872050	50
					Remove and install antenna	91381999	10
					Remove corrosion on roof	51036300	60
					Wax body	51017500	30
					Cover windshield	64107750	30
					Remove and Install Headliner	70841913	220

Example Part Qty and Part Price per Unit only
All other parts should be claimed separately in the SAGA claim

Example Time Units

Full pre-populated forms can be found in the following location:
WISE > Resource Center > Forms > Paint/Corrosion > TB# Form specific to the vehicle and the repair.

Outside Material	Part Amount Subtotal	\$	40.00	Body Labor Subtotal	400
LACKMATF	Total Paint Material Amount	\$	228.00	Total TU/MU	880
	Total Parts Amount	\$	268.00		19

VW Representative
Authorization No.

TB 2039000

Authorization Date

Authorization valid until:

L00#0000	\$ 480.00
A0041000	\$ 400.00
Parts and Materials:	\$ 268.00
Total:	\$ 1,148.00

Warranty

VW Representative Name (printed)

VW Representative Signature

Paint/Corrosion Claim Form



Dealer No.
Repair Order No.

400000
910000

Example - Repair

If repeat repair, provide explanation in box below:

B6 Passat Wagon

VIN (17-Digits)	WVWVK73CX9E000000		
Color No. (4-digit ElsaPro Paint No.)	LA7W		
Dealer Labor Rate	100.00		
Paint material price per unit	12.00		
Dealer-owned paint shop?	<input checked="" type="radio"/>	Yes	<input checked="" type="radio"/> No
Original paint material?	<input checked="" type="radio"/>	Yes	<input checked="" type="radio"/> No

Service No.	Damage Code	Dmg Loc	Part manufacturer (Vendor Code)	Description of Repair	Paint Labor Operation(s)	Time Units	Mat'l Units
5103	0003	010	010	Paint roof w/ sunroof	51037933	290	23
				Verify ALL Labor Operation Time Units and Material Units			

Note: Authorization and claim reimbursement are contingent on the usage of original parts for the repair

Body Painting Prep Time	51017133	190
-------------------------	----------	-----

The vehicle history must be checked for any previous damage. Digital photographs must be included with the repair order per VWoA instructions. If there is a sublet invoice for painting, the invoice amount must be split between outside (sublet) labor and outside (sublet) material.

Paint Subtotal	480	23
----------------	-----	----

Part Number	Part Description	Part Qty	Part Price per Unit	Total Part Price	Description of Repair	Repair/Replace Labor Operation(s)	Time Units
EPOXY	Epoxy Primer	1	\$ 40.00		Remove and install 2 roof rails	66872050	30
					Remove and install headliner	70841910	250
					Remove and install antenna	91381999	10
					Remove corrosion on roof	51036300	60
					Adjust 6 brackets	66871499	10
					Wax body	51017500	30
					Cover windshield	64107750	30

Example Part Qty and Part Price per Unit only
All other parts should be claimed separately in the SAGA claim

Example Time Units

Full pre-populated forms can be found in the following location:
WISE > Resource Center > Forms > Paint/Corrosion > TB# Form specific to the vehicle and the repair.

Outside Material	Part Amount Subtotal	\$ 40.00	Body Labor Subtotal	420
LACKMATF	Total Paint Material Amount	\$ 276.00	Total TU/MU	900
	Total Parts Amount	\$ 316.00		23

VW Representative
Authorization No.

TB 2039000

Authorization Date

Authorization valid until:

L00#0000	\$ 480.00
A0041000	\$ 420.00
Parts and Materials:	\$ 316.00
Total:	\$ 1,216.00

Warranty

VW Representative Name (printed)

VW Representative Signature

SRT Reference Table for TPI# 2039000

Repair (1998-2001 B5 Passat Wagon) – Models(3B5)		
<u>Body Labor</u>		
Labor Operation : Remove and install 2 roof rails	66 87 20 50 = 50 TU	Multiply claim time units x warranty labor rate. Enter in SAGA under Outside Labor Operation: A0041000
Labor Operation: Remove and install headliner w/out sunroof Or: R&I headliner w/ sunroof	70841910 = 190 TU Or: 70841913 = 220 TU	
Labor Operation : Remove and install antenna	91 38 19 99 = 10 TU	
Labor Operation : Remove corrosion on roof	51 03 63 00 = * TU	
Labor Operation : Wax body	51 01 75 00 = 30 TU	
Labor Operation : Cover windshield	64 10 77 50 = 30 TU	
<u>Refinish Labor</u>		
Labor Operation: Prepare painting	51 01 71 33 = 190 TU	Multiply claim time units x warranty labor rate. Enter in SAGA under Outside Labor Operation: L00#0000* *Please see warranty table for proper labor operation
Labor Operation: Paint roof w/out sunroof Or: Paint roof w/ sunroof	51 03 79 13 = 330 TU Or: 51 03 79 17 = 290 TU	
<u>Outside Materials</u>		
Labor Operation: Paint roof w/out sunroof Or: Paint roof w/ sunroof	23 MU Or: 19 MU	Multiply claim material units x \$12.00. Enter in SAGA under Outside Materials: LACKMATF

Repair (2001-2005 B5.5 Passat Wagon) – Models(3B6)

Body Labor

Labor Operation : Remove and install 2 roof rails	66 87 20 50 = 70 TU	Multiply claim time units x warranty labor rate. Enter in SAGA under Outside Labor Operation: A0041000
Labor Operation: Remove and install headliner w/out sunroof Or: R&I headliner w/ sunroof	70841910 = 190 TU Or: 70841913 = 220 TU	
Labor Operation : Remove and install antenna	91 38 19 99 = 10 TU	
Labor Operation : Remove corrosion on roof	51 03 63 00 = * TU	
Labor Operation : Wax body	51 01 75 00 = 30 TU	
Labor Operation : Cover windshield	64 10 77 50 = 30 TU	

Refinish Labor

Labor Operation: Prepare painting	51 01 71 33 = 190 TU	Multiply claim time units x warranty labor rate. Enter in SAGA under Outside Labor Operation: L00#0000* *Please see warranty table for proper labor operation
Labor Operation: Paint roof w/out sunroof Or: Paint roof w/ sunroof	51 03 79 23 = 330 TU Or: 51 03 79 33 = 290 TU	

Outside Materials

Labor Operation: Paint roof w/out sunroof Or: Paint roof w/ sunroof	23 MU Or: 19 MU	Multiply claim material units x \$12.00. Enter in SAGA under Outside Materials: LACKMATF
---	------------------------------	---

Repair (2007-2010 B6 Passat Wagon) – Models(3C5)

Body Labor

Labor Operation : Remove and install 2 roof rails	66 87 20 50 = 30 TU	Multiply claim time units x warranty labor rate. Enter in SAGA under Outside Labor Operation: A0041000
Labor Operation : Headliner remove and install	70 84 19 10 = 250 TU	
Labor Operation : Remove and install antenna	91 38 19 99 = 10 TU	
Labor Operation : Remove corrosion on roof	51 03 63 00 = * TU	
Labor Operation : Adjust 6 brackets	66 87 14 99 = 10 TU	
Labor Operation : Wax body	51 01 75 00 = 30 TU	
Labor Operation : Cover windshield	64 10 77 50 = 30 TU	

Refinish Labor

Labor Operation: Prepare painting	51 01 71 33 = 190 TU	Multiply claim time units x warranty labor rate. Enter in SAGA under Outside Labor Operation: L00#0000* *Please see warranty table for proper labor operation
Labor Operation: Paint roof: w/out sunroof Or: Paint roof: w/ sunroof	51 03 79 23 = 370 TU Or: 51 03 79 33 = 290 TU	

Outside Materials

Labor Operation: Paint roof: w/out sunroof Or: Paint roof: w/ sunroof	27 MU Or: 23 MU	Multiply claim material units x \$12.00. Enter in SAGA under Outside Materials: LACKMATF
---	------------------------------	---