



SERVICE BULLETIN

Classification: EL14-020	Reference: NTB14-086	Date: September 3, 2014
------------------------------------	--------------------------------	-----------------------------------

2013 – 2014 NV; SLIDING DOOR WILL NOT LOCK/UNLOCK WITH FOB OR DOOR SWITCHES

APPLIED VEHICLE 2013 NV (F80) All
VIN AND DATE: 2014 NV (F80) Built before 5BZAF0AA(*)EN 160002 / Feb 22, 2014
BODY STYLE: All versions and configurations

IF YOU CONFIRM

The sliding door will not lock or unlock electrically (with door completely closed) with either the remote key fob or the interior switches.

NOTE: All doors, including the sliding door, can still be locked and unlocked “mechanically” at either their interior handles or directly with a key.

And

All of the other doors operate correctly with keyfob and interior switches.

And

The sliding door lock solenoid function has been tested and operates correctly.

ACTION


Replace the Sliding Door Switches (shown on page 2) with those listed in the Parts Information table.

NOTE: The door will use either the 5-pin or 7-pin Sliding Door Switch based on the vehicle options.

- Refer to the Electronic Service Manual (ESM) section **DLK – Door & Lock** for further information on sliding door.


Nissan Bulletins are intended for use by qualified technicians, not 'do-it-yourselfers'. Qualified technicians are properly trained individuals who have the equipment, tools, safety instruction, and know-how to do a job properly and safely. NOTE: If you believe that a described condition may apply to a particular vehicle, DO NOT assume that it does. See your Nissan dealer to determine if this applies to your vehicle.

Check vehicle and confirm which pin configuration is present.




5-pin male Sliding Door switch:
Part number 25140-9JB0A

Figure 1



7-pin male Sliding Door switch:
Part number 25140-9JB2A

Figure 2



Female side of Sliding Door
switch 25141-9JB0A

Figure 3

PARTS INFORMATION

DESCRIPTION	PART #	QUANTITY
Sliding Door Switch (female)	25141-9JB0A (1)	1
Sliding Door Switch (male 5-pin)	25140-9JB0A (2)	1
Sliding Door Switch (male 7-pin)	25140-9JB2A (2)	

(1) Must be replaced as a set with either the 5-pin or 7-pin male Sliding Door Switch.

(2) One male switch required per vehicle (see Figure 1 and Figure 2).

CLAIMS INFORMATION

Submit a Primary Failed Part (PP) line claim using the following claims coding:

OPERATION	OP CODE	PFP	SYM	DIAG	FRT
Replace Sliding Door Switches	RC82AA	(1)	ZE	32	(2)

(1) Refer to the electronic parts catalog (FAST or equivalent) and use the Sliding Door Switch part number (25140-xxxxx) as the primary failed part.

(2) Reference the current Nissan Warranty Flat Rate Manual and use the indicated FRT.