

Measure no.

US 59934171-01

Subject

Coolant pump WITH drainage line as of MY2015

Status date (mm/dd/yy)

9/30/14

Status

Accepted

Organization

US, MOT

Date created (mm/dd/yy)

9/30/14

Created by

Carsten Gruetzmacher

PQM Problem reference**Release date (mm/dd/yy)****Approved by****Dealer release**

Allow automatic release

Vehicles affected**E series**

K70/11 K71/11 K72/11 K75

Engine**Body****Production period (from/to)**

(mm/dd/yy)

/

Comment on production period

from model year 2015

Feedback (all cases relating to**measure up to) (mm/dd/yy)****Complaint**

During the PDI of the above mentioned models, the correct routing of the newly added "Drainage line" for the vehicle is not yet included in the PDI information.

Cause

With model year 2015, there has been a change-over to a "drainage line" version which moves the weep hole of the coolant pump out of the visible area to under the engine. The final routing of the drainage line cannot be carried out until the PDI is performed. However, the current RSD is missing the description required for this.

Measure

For model specific drainage line routing, see associated photos below. The routing for this line will be included in RSD release 12/2014, available in December. A "drainage line kit" and SIB to follow in 2015.

Complaint**Fault location**

†

17/12 Coolant hose

Fault type

Installation / guide not OK

Fault place

Cause

#	Fault location	Fault type	Fault place
1	01/40 OWNER'S HANDBOOK / ON-BOARD LITERATURE		
	Repair Task	Special Clearance	Area
	No action	No	Powertrain

Fault code

Progman / DIS / ISTA / ISTAP

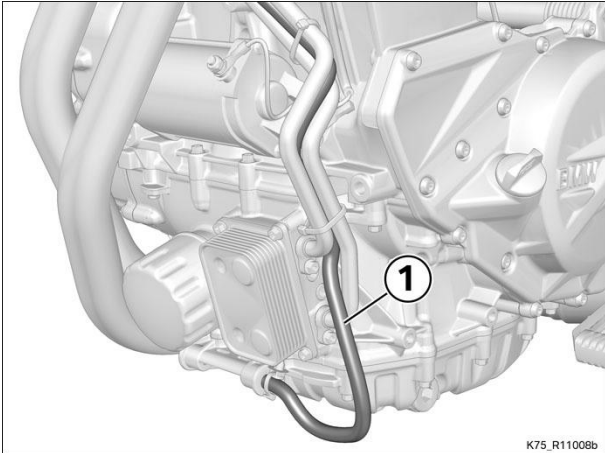
System	State	Version
--------	-------	---------

© 2002-2014 BMW OF NORTH AMERICA, LLC. ALL RIGHTS RESERVED.

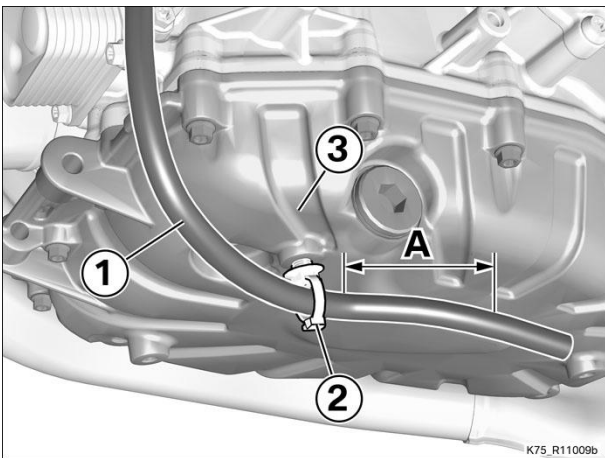
F 700 GS (K70/11)

Partial assembly - Total documentation

Routing and securing drain hose of coolant pump



- Disengage drain hose (1) and route it downward.



- Secure drain hose (1) with hose holder (2) to oil pan (3).
- Shorten drain hose (1) to length (A).



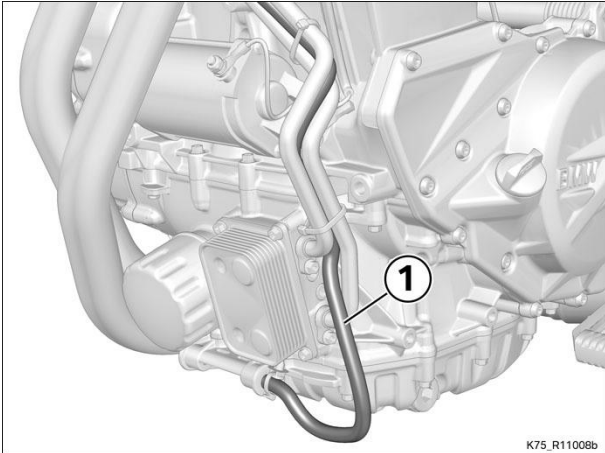
Technical data

free length of drain hose		approx. 30 mm	
---------------------------------	--	------------------	--

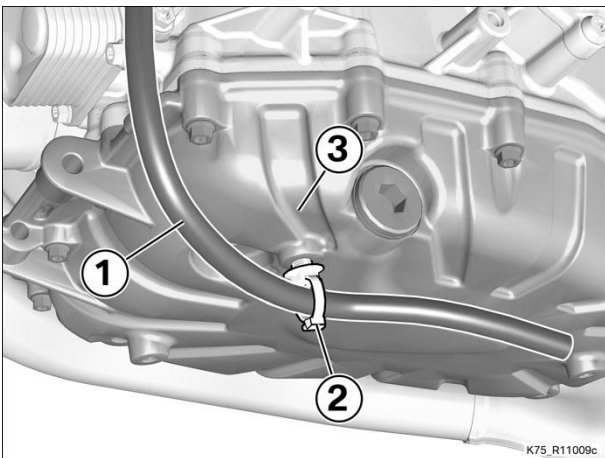
F 800 GS (K72/11)

Partial assembly - Total documentation

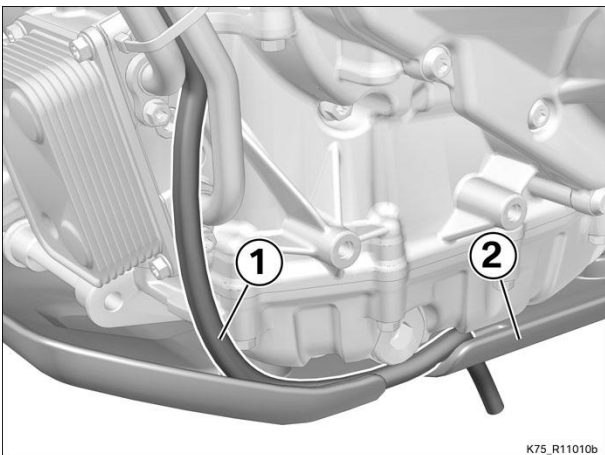
Routing and securing drain hose of coolant pump



- Disengage drain hose (1) and route it downward.



- Secure drain hose (1) with hose holder (2) to oil pan (3).

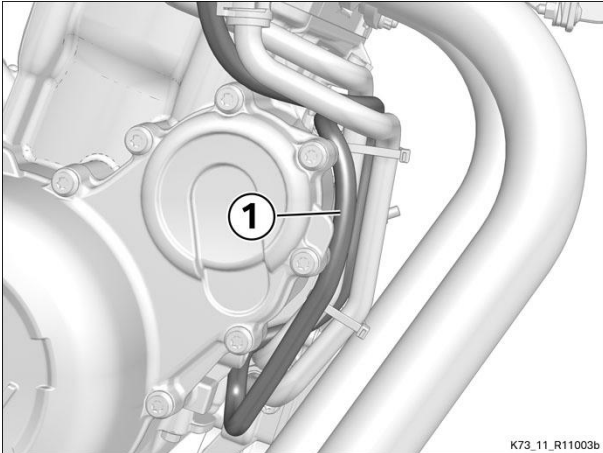


- **After** installing engine guard, route drain hose (1) through engine guard (2).

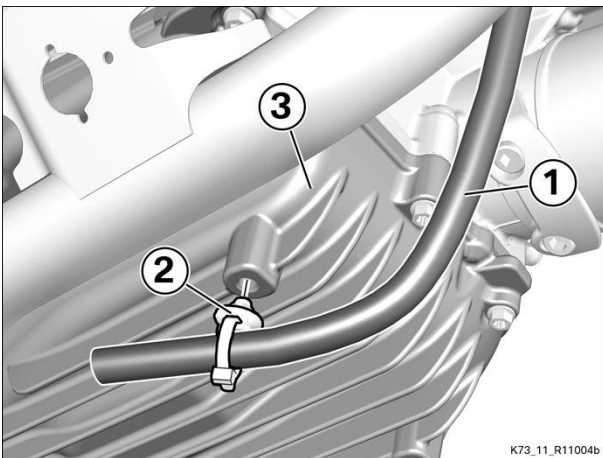
F 800 GT (K71/11)

Partial assembly - Total documentation

Routing and securing drain hose of coolant pump



- Disengage drain hose (1) and route it downward.



- Secure drain hose (1) with hose holder (2) to oil pan (3).