



PERFORM THE PROCEDURE OUTLINED IN THIS SERVICE INFORMATION ON ALL AFFECTED VEHICLES BEFORE CUSTOMER DELIVERY OR THE NEXT TIME THEY ARE IN THE SHOP FOR MAINTENANCE OR REPAIRS.

SUBJECT

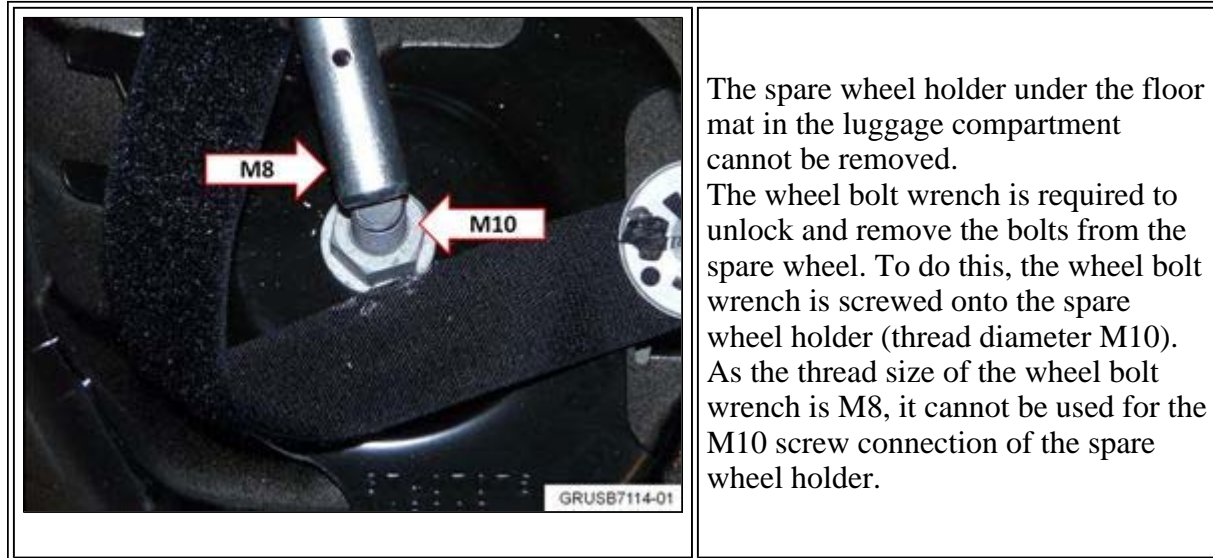
Service Action: Replace Wheel Bolt Wrench

MODEL

F56 (Cooper)

SITUATION

The internal thread of the wheel bolt wrench is incorrect at M8.



The spare wheel holder under the floor mat in the luggage compartment cannot be removed.

The wheel bolt wrench is required to unlock and remove the bolts from the spare wheel. To do this, the wheel bolt wrench is screwed onto the spare wheel holder (thread diameter M10). As the thread size of the wheel bolt wrench is M8, it cannot be used for the M10 screw connection of the spare wheel holder.

AFFECTED VEHICLES

This Service Action involves F56 vehicles according to VIN selection.

First check if a Service Action label with a code number **64** is already attached to the B-pillar.

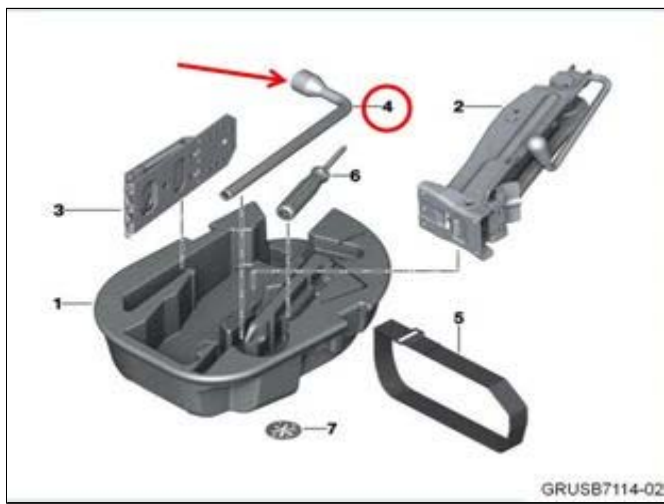
If a code number **64** has been punched out, the Campaign has already been performed and no further action is necessary.

Vehicles which require this Service Action to be completed will show it as "Open" when checked either in the "Service Menu" of DCSnet (Dealer Communication System) or with the Key Reader.

CORRECTION

Replace the wheel bolt wrench in the vehicle tool kit.

The vehicle tool kit can be found under the floor mat in the main luggage compartment. In the vehicle tool kit, the wheel bolt wrench (4) must be replaced by a new

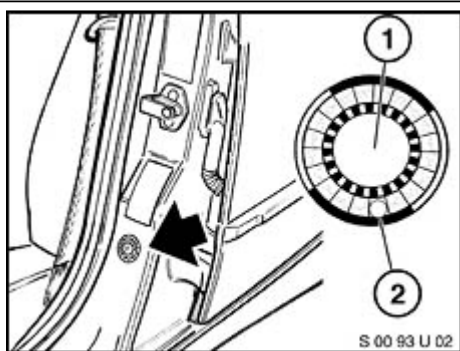


version with an internal thread size of M10.

PARTS INFORMATION

Part Number	Description	Quantity
71 10 4 076 673	Wheel bolt wrench	1

LABEL INSTRUCTIONS



This Service Action has been assigned code number **64**. After the vehicle has been checked and/or corrected, obtain a label (MD20-064) and:

- A. Emboss your MINI dealer warranty number in the middle of the label (1);
- B. Punch out code number **64** (2), printed on the label; and
- C. Affix the label to the B-pillar as shown.

If the vehicle already has a label from a previous Service Action/Recall Campaign, affix the new label next to the old one. Do not affix one label on top of another one because a number from an underlying label could appear in the punched-out hole of the new label.

WARRANTY INFORMATION

Reimbursement for this Service Action will be via normal claim entry utilizing the following information:

Defect Code:	00 71 99 01 00	
Labor Operation:	Labor Allowance:	Description:
00 62 539	3 FRU	Replace the wheel bolt wrench

Labor operation code 00 62 539 is a Plus labor operation.

ATTACHMENTS

View PDF attachment [M710114_0071990100VINList](#).