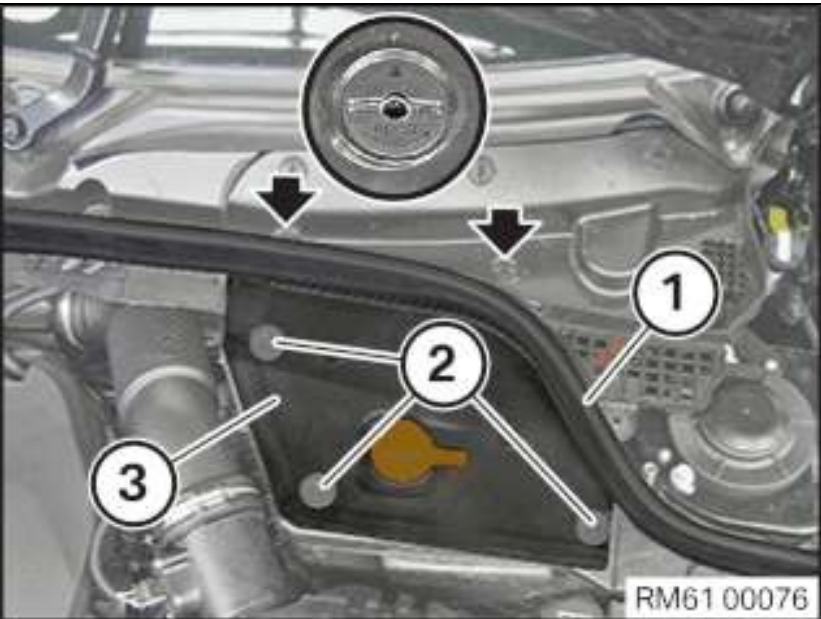

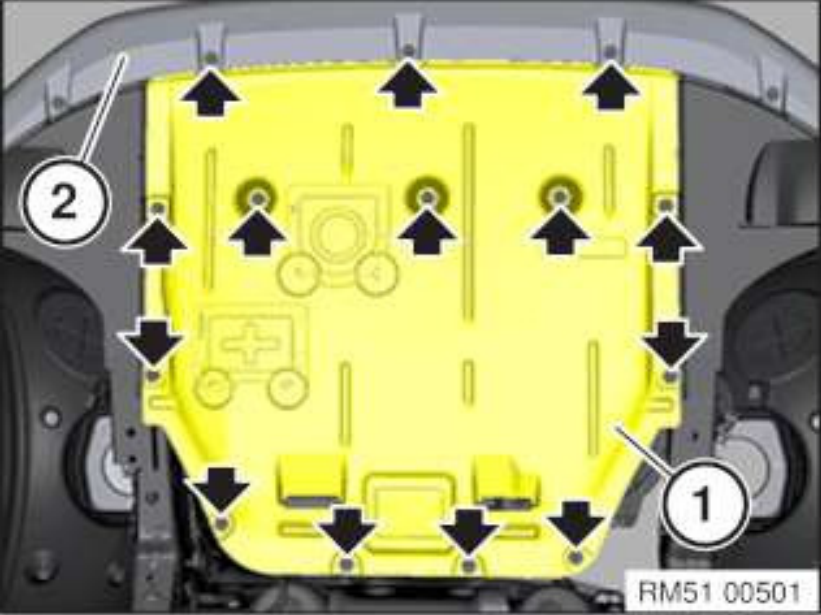



Repair Procedure: Grease starter connection terminals (0012700300)

1.		<p>Begin by disconnecting the battery ground terminal:</p> <p>Lift up seal (1)</p> <p>Remove the 3 cover screws (2) and lift the cover (3) up and out.</p>
2.		<p>Disconnect the BSD connector (1)</p> <p>Loosen the nut (2) and remove the ground terminal (3) securing it away to the side.</p>

<p>3.</p>		<p>To access the engine starter:</p> <p>Remove all of the screws on the underbody panel as shown by the arrows.</p> <p>Remove the panel (1) down and away from the bumper (2).</p>
<p>4.</p>		<p>Coat both starter terminals generously with the contact grease so all exposed metal surfaces will be thoroughly protected from the elements.</p>

5. Reinstall the underbody panel, reconnect the battery ground terminal and BSD, reinstall the battery cover, and reset the time and date.