



PERFORM THE PROCEDURE OUTLINED IN THIS SERVICE INFORMATION ON ALL AFFECTED VEHICLES BEFORE CUSTOMER DELIVERY OR THE NEXT TIME THEY ARE IN THE SHOP FOR MAINTENANCE OR REPAIRS.

SUBJECT

Service Action: Replace Neck Warmer Control Unit

MODEL

F33 (4 Series Convertible)

F83 (M4 Convertible)

SITUATION

The control unit for the rear seat neck warmer may not be coded correctly. This causes the neck warmer to malfunction.

CAUSE

Incorrect coding of the neck warmer control unit

AFFECTED VEHICLES

This Service Action involves F33 and F83 vehicles produced to November 2014.

First check if a Service Action label with a code number **724** is already attached to the B-pillar.

If a code number **724** has been punched out, the Campaign has already been performed and no further action is necessary.

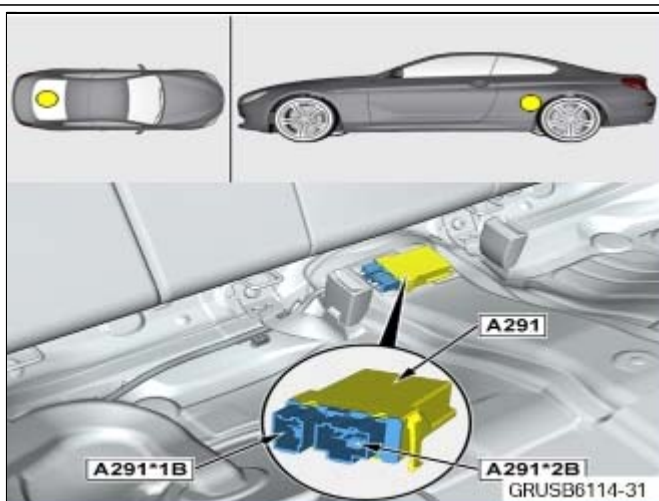
Vehicles which require this Service Action will show it as "Open" when the VIN is checked in the "Service Menu" of DCSnet (Dealer Communication System) or when the key is read in the Key Reader.

CORRECTION


Replace the neck warmer control unit and install the damping strip.

PROCEDURE

Remove the rear seat using ISTA Repair Instruction 52 26 005, "Removing and installing/replacing rear seat."



1. The control unit is located under the rear seat bottom, as shown in the photo, and is clipped in place.
2. Unplug the two electrical connectors and remove the neck warmer control unit.

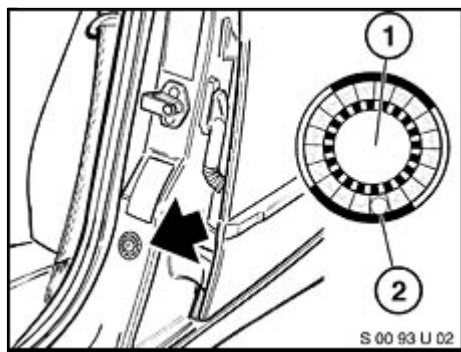


3. Prior to installing the new control unit, install a damping strip (self-sticking) onto the back side of the control unit in the position shown.
4. Plug in the electrical connectors and install the new control unit.

PARTS INFORMATION

Part Number	Description	Quantity
61 35 7 414 913	Control unit, neck warmer	1
16 11 7 297 318	Damping strip	1

LABEL INSTRUCTIONS



This Service Action has been assigned code number **724**. After the vehicle has been checked and/or corrected, obtain a label (SD 92-464) and:

- A. Emboss your BMW center warranty number in the middle of the label (1);
- B. Punch out code number **724** (2), printed on the label; and
- C. Affix the label to the B-pillar as shown.

WARRANTY INFORMATION

Reimbursement for this Service Action will be via normal claim entry utilizing the following information:

Defect Code:	00 61 16 04 00	
Labor Operation:	Labor Allowance:	Description:
00 62 886	6 FRU	Replace the neck warmer control unit

Labor operations code 00 62 886 is a Plus labor operation.

[Copyright ©2014 BMW of North America, Inc.]