



SUBJECT

Service Action: Replace Cover on Battery Positive Terminal

MODEL

F22 (2 Series Coupe)

SITUATION

The connection point for the battery positive cable terminal in the engine compartment is not sufficiently protected, which may result in corrosion and poor contact at the connection point.

CAUSE

Defective cover for the battery positive cable connection point

AFFECTED VEHICLES

First check if a Service Action label with a code number **691** is already attached to the B-pillar.

If a code number **691** has been punched out, the Campaign has already been performed and no further action is necessary.

Vehicles which require this Service Action to be completed will show it as "Open" when checked either in the "Service Menu" of DCSnet (Dealer Communication System) or with the Key Reader.


CORRECTION

Replace the cover for the battery positive cable connection point in the engine compartment.

PROCEDURE

Preliminary work

1. Open the hood to access the engine compartment.
2. Remove the cover in the passenger's side of the engine compartment.




- Turn the locks (1) 90° counterclockwise.
- Unlock the catch (3).
- Remove the cover (2).



Main work


- This picture shows the installation location of the cover to be replaced, below the battery positive cable.



- Remove the cover on the battery positive terminal in the direction of the arrow, and replace it.

Concluding work

1. Reinstall the cover in the passenger's side of the engine compartment, as shown below.



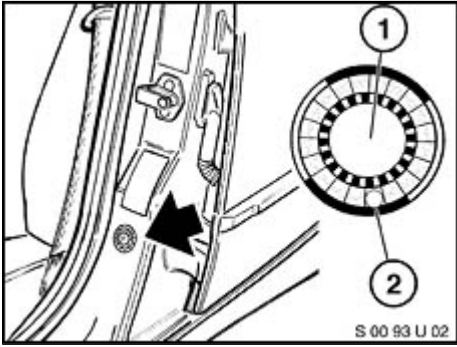
- Reinstall the cover (2).
- Lock the catch (3).
- Turn the locks (1) 90° clockwise.

- Close the hood and quality check the repair.

PARTS INFORMATION

Part Number	Description	Quantity
61 14 9 316 645	Cover of the B+ terminal	1

LABEL INSTRUCTIONS

	<p>This Service Action has been assigned code number 691. After the vehicle has been checked and/or corrected, obtain a label (SD 92-439) and:</p> <ol style="list-style-type: none"> Emboss your BMW center warranty number in the middle of the label (1); Punch out code number 691 (2), printed on the label; and Affix the label to the B-pillar as shown.
--	--

If the vehicle already has a label from a previous Campaign, affix the new label next to the old one. Do not affix one label on top of another one because a number from an underlying label could appear in the punched-out hole of the new label.

WARRANTY INFORMATION

Reimbursement for this Service Action will be via normal claim entry utilizing the following information:

Defect Code:	00 61 11 04 00	
Labor Operation:	Labor Allowance:	Description:
00 62 673	3 FRU	Replace cover on the battery positive terminal

Labor operation code 00 62 673 is a Plus labor operation.

[Copyright ©2014 BMW of North America, Inc.]