



SI B64 07 13  
Heating and Air Conditioning

January 2014  
Technical Service

**PERFORM THE PROCEDURE OUTLINED IN THIS SERVICE INFORMATION ON ALL AFFECTED VEHICLES BEFORE CUSTOMER DELIVERY OR THE NEXT TIME THEY ARE IN THE SHOP FOR MAINTENANCE OR REPAIRS.**

#### SUBJECT

**Service Action: Replace Blower Motor Regulator**

#### MODEL

F30

F31

F32

F34

#### SITUATION

The blower motor regulator has an internal fault; after starting the engine, there may be a delay of up to a minute before the blower motor comes on

#### CAUSE

Faulty blower motor regulator (output stage)

#### AFFECTED VEHICLES

This Service Action involves F30, F31, F32 and F34 (3 Series) vehicles which were produced from September 2013 to October 2013.

First check if a Service Action label with a code number **664** is already attached to the B-pillar.

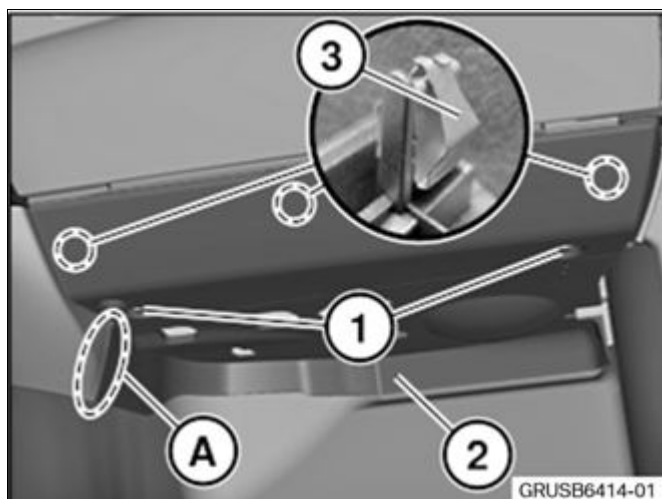
If a code number **664** has been punched out, the Campaign has already been performed and no further action is necessary.

Vehicles which require this Service Action or Recall Campaign) to be completed will show it as "Open" when checked either in the "Service Menu" of DCSnet (Dealer Communication System) or with the Key Reader.

#### PROCEDURE

Replace the blower motor regulator per the ISTA instructions below.

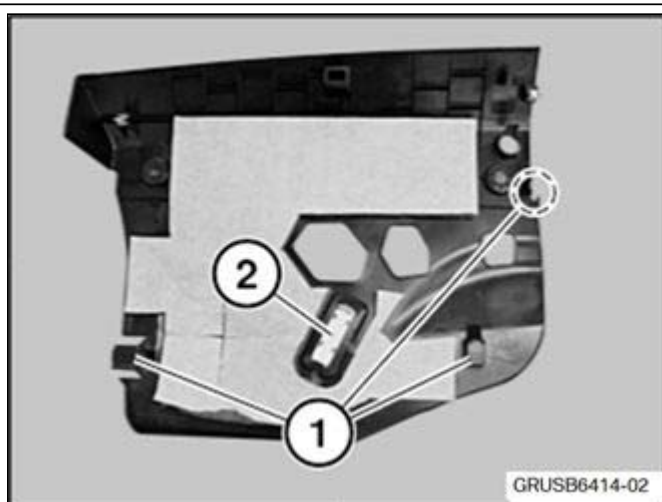
	<p><b>Remove the instrument panel trim (bottom right): ISTA 51 45 195</b> Unfasten the screw connection (1). Note: Version with the knee airbag: Unscrew the nuts (1). Tightening torque (4.6 Nm) Release the trim panel (2) at the</p>
--	---



clamps (3).  
Feed out the trim panel (2) in area (A) toward the bottom.  
Lower the trim panel (2) slightly and disconnect the plug connections behind it.


*Installation note:*

Feed in the trim panel (2) in area (A) correctly behind the centre console.  
The clamps (3) must not be damaged.



*Installation note:*

The guides (1) must not be damaged or missing. Feed the guides (1) correctly into the corresponding holders on the vehicle.



**Replacing the controller for the heating and air conditioning system blower: ISTA 64 11 225**

Release the screws (1).  
Unlock the plug connections (2) and disconnect.  
Remove the controller (3) downwards.

**PARTS INFORMATION**

We have implemented a VIN-specific parts ordering process for this blower regulator. The part number involved in this repair is blocked from dealer ordering. Please follow the ordering

procedure outlined below.

All requests must be emailed to [recallparts@bmwna.com](mailto:recallparts@bmwna.com). The email must contain the following information:

Subject line – Blower Regulator

Center number and location code where the part should be delivered

VIN – Last seven (7) digits

Contact information – name, phone number

Stock on these parts is limited. Orders will be placed into the system between 10:00am and 6:00pm EST, using the last 7 digits of the VIN as the PO. **All orders will be placed as VOR in the order they are received.** Orders received after the local VOR cutoff time will be shipped the following day. Multiple requests for the same VIN will be cancelled.

Part Number	Description	Quantity
64 11 9 276 112	Blower regulator	1

#### LABEL INSTRUCTIONS

	<p>This Service Action has been assigned code number <b>664</b>. After the vehicle has been checked and/or corrected, obtain a label (SD 92-431) and:</p> <ul style="list-style-type: none"> <li>A. Emboss your BMW center warranty number in the middle of the label (1);</li> <li>B. Punch out code number <b>664</b> (2), printed on the label; and</li> <li>C. Affix the label to the B-pillar as shown.</li> </ul>
--	---

If the vehicle already has a label from a previous Service Action, affix the new label next to the old one. Do not affix one label on top of another one because a number from an underlying label could appear in the punched-out hole of the new label.

#### WARRANTY INFORMATION

The repair described in this bulletin is covered under warranty regardless of time or mileage. Reimbursement for this Service Action will be via normal claim entry utilizing the following information:

<b>Defect Code:</b>	<b>00 64 72 01 00</b>	
<b>Labor Operation:</b>	<b>Labor Allowance:</b>	<b>Description:</b>
		Replacing regulator for blower of heating/air

00 61 904	3 FRU	conditioning system
-----------	-------	---------------------

Labor operation code 00 61 904 is a Plus labor operation code.

[ Copyright ©2014 BMW of North America, Inc. ]