

Applies To: **2005–07 Accord Hybrid – ALL**
2003–05 Civic Hybrid – ALL
2006–11 Civic Hybrid – ALL

January 18, 2014

IMA Battery Software And Hardware Updates

(Supersedes 10-083, dated January 7, 2012, to revise the information marked by the black bars)

REVISION SUMMARY

Information was changed in the IMA Software Chart for the 2003–05 Civic Hybrid (PZA).

BACKGROUND

Due to improvements in battery manufacturing efficiency, once stocks of original IMA batteries are depleted, new battery designs will be available for IMA battery replacement. Each battery type requires that its battery control software be matched to its IMA battery type. Failure to match the software with the battery will result in reduced IMA battery life.

In addition, if the battery condition monitor (BCM) or the motor control module (MCM) is replaced or reprogrammed, matching IMA battery software must be installed in that control module to maximize the IMA battery's life.

This service bulletin includes these subjects:

- Identifying IMA battery types
- Determining correct IMA software and matching it to the IMA battery
- Installing IMA battery software
- Replacing BCM/MCM hardware and updating its software
- Checking for an IMA battery/software mismatch DTC

WARRANTY CLAIM INFORMATION

None. This service bulletin is for information purposes only.

IDENTIFYING IMA BATTERY TYPES

To identify an IMA battery type, use this information:

- An original IMA battery type **does not have** a 3-character battery code label attached to its outer case.

Original IMA Battery Type:

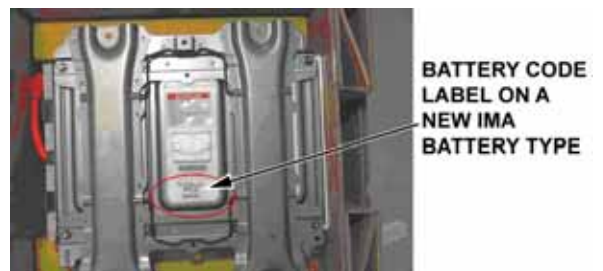
(Example shown for a 2006–11 Civic Hybrid)



- A new IMA battery type has a 3-character battery code label attached to its outer case.

New IMA Battery Type:

(Example shown for a 2006–11 Civic Hybrid)



New-type IMA batteries are shipped with an instruction package that includes an extra battery code label. This peel-off label has the same 3-character battery code found on the battery case. This code is used to update the BCM's or MCM's software, matching the vehicle's IMA control unit to the IMA battery being installed.

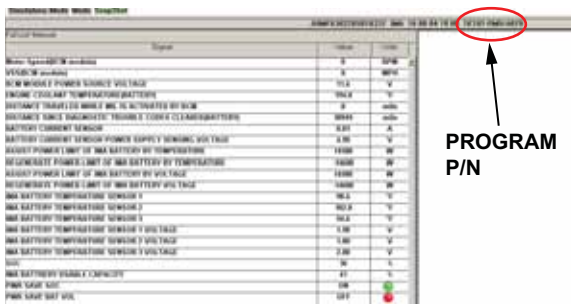
NOTE: Clean the driver's doorjamb, and apply the extra IMA battery code label below the door striker.



DETERMINING CORRECT IMA SOFTWARE AND MATCHING IT TO THE IMA BATTERY

1. Use the HDS (Honda Diagnostic System) to bring up the IMA System Data List. At the top of the Data List screen is the program P/N; this P/N identifies which IMA battery software is currently installed in the vehicle. For example, the HDS IMA Data List screen-shot below shows a program P/N of 1K101-RMX-A070.

IMA System Data List Screen on the HDS
(Example shown for a 2006–11 Civic Hybrid):



2. On the IMA Software Chart below, note that there are two possible matches for IMA software program P/N 1K101-RMX-A070, which is listed as 1K101-RMX-*x** in the program P/N column. The “x” in the last 4-digits of the program P/N is the “identifier,” which tells what IMA software is currently installed. So for this vehicle, the second character within A070 is a "0 (zero)." Referring to the Identifier column in the chart, a "0" means that this is the IMA software program P/N for a 2006–11 Civic Hybrid with an original IMA battery type.

IMA Software Chart

| Vehicle | Label on IMA Battery | Battery Label on Vehicle | Program P/N | Identifier |
|-----------------------------|--------------------------|--------------------------|--|----------------|
| 2003–05 Civic Hybrid (PZA) | Original-type (No Label) | YSH | 1K101-PZA-*X** or 1K101-PZA-3*** or 1K101-PZA-4*** | X = 0 or 5 |
| | PC1 | PC1 | 1K101-PZA-AX** | X = 2, 3, or 4 |
| | CA1 | CA1 | 1K101-PZA-AX** | X = 6, 7, or 8 |
| | CA4 | CA4 | 1K101-PZA-CX10 | X = 1, 2, or 3 |
| 2006–08 Civic Hybrid (RMX) | Original-type (No Label) | YHN | 1K101-RMX-*X** | X = 0 or 2 |
| | PC2 | PC2 | 1K101-RMX-*X** | X = 6 |
| | New-type (CA2) | CA2 | 1K101-RMX-*X** | X = 8 |
| 2009–11 Civic Hybrid (RMX) | Original-type (No Label) | PC3 | 1K101-RMX-*X** or 1K101-RMX-3** | X = 0 or 1 |
| | New-type (CA3) | CA3 | 1K101-RMX-*X** | X = 4 |
| 2005–07 Accord Hybrid (RCJ) | Original-type (No Label) | YNA | 1K101-RCJ-*X** or 1K101-RCJ-3*** | X = 0 |
| | New-type (SB2) | SB2 | 1K101-RCJ-AX** | X = 6 or 7 |

3. The IMA Software Chart also indicates (in the example) that the correct battery code for matching the IMA control unit's software to an original-design IMA battery is "YHN." If you are only updating the software and not replacing the IMA battery, visually check the installed IMA battery—an original IMA battery type does not have an IMA battery code label.

- If the installed battery does not have an IMA battery code label attached to it, it is an original IMA battery type, and the currently installed software is matched to the IMA battery and its BCM.
- If this Civic Hybrid's replacement IMA battery is also an original IMA battery type (without a battery code label), the software currently installed in that vehicle is also matched to the new, replacement original IMA battery type.
- If the replacement IMA battery has a battery code label that indicates it is a "PC2," it is a new IMA battery type. The existing vehicle's IMA software (battery code YHN) is **not compatible** with that IMA battery. After that replacement battery type is installed, the vehicle's IMA BCM software must be updated to match the replacement battery type.

INSTALLING IMA BATTERY SOFTWARE

NOTE:

- Beginning with the software version listed below, the HDS is capable of installing software updates for any IMA battery type. Make sure the BCM/MCM is updated with the correct software to match the battery type.
- Mismatched software will result in shortened IMA battery life. Battery replacement cost due to incorrect software will be the dealership's responsibility.

HDS Software Version:

3.002.015 **or later.**

HDS Control Module (CM) Update:

Database Update 25-NOV-2011 **or later.**

Follow these guidelines when installing IMA software:

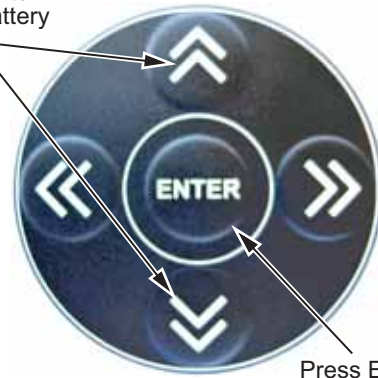
- If only the software is being updated, first visually inspect the IMA battery to determine if it's an original or new type. It is possible that a salvaged IMA battery may have been installed without the IMA software being updated. After verifying the IMA battery type, install its matching software by selecting the correct battery code from the IMA Software Chart.
- If an original (no label) IMA battery type is installed in a vehicle that has been updated to new IMA battery type software, make sure to remove the battery code label from the doorjamb, and update the BCM/MCM with the correct software.
- To install IMA software on a hybrid vehicle, select the correct 3-character code from the list on the MVCI. Press ENTER to begin the update.

NOTE:

- After selecting the battery code, the HDS may indicate that the latest software has already been installed and no update is necessary.
- On a 2003–05 Civic Hybrid, check that the latest IMA motor software has also been installed.

MVCI

Use \uparrow/\downarrow to select battery code.



Press ENTER to confirm each.

PROGRAM SELECTION



REPLACING BCM/MCM HARDWARE AND UPDATING ITS SOFTWARE

If either the battery condition monitor (BCM) (2006–11 Civic Hybrid) or the motor control module (MCM) (2003–05 Civic Hybrid, 2005–07 Accord Hybrid) are replaced or reprogrammed, their respective battery codes must be used to ensure that the latest IMA battery matching software is installed on them to produce maximum IMA battery life.

NOTE: The IMA battery software is stored in either the BCM or the MCM, depending on the model and year.

- In 2006–11 Civic Hybrids, the BCM is a separate control unit and its part number starts with "1K100."
- In 2003–05 Civic Hybrids and 2005–07 Accord Hybrids, the BCM is part of the MCM and its part number starts with "1K000."
- The MCM is listed as a PDU in the Honda parts catalog.

CHECKING FOR AN IMA BATTERY/SOFTWARE MISMATCH DTC

After updating the IMA software, use the HDS to see if an IMA Battery/Software Mismatch DTC has been set. The 2003–05 Civic Hybrid and the 2005–07 Accord Hybrid may set IMA DTC P1569 if a new IMA battery type is installed and the old software is not updated.

If DTC P1569 is stored, check the IMA battery software that was installed and the IMA battery type for a possible mismatch before further troubleshooting.

The 2003–05 Civic Hybrid and the 2005–07 Accord Hybrid will set code P0A80 if the new software is installed with the original type battery (no label). The code is cleared when the correct software is installed.

NOTE:

- The 2006–11 Civic Hybrid does **not** set IMA DTC P1569 if there is a battery/software mismatch.
- If DTCs U0301 or U0312 is stored, update the software according to the instructions in Service Bulletin 09-026, *2006–09 Civic Hybrid, 2010 Insight: New DTCs U0301, U0302, and U0312*.