



Service Bulletin

PRELIMINARY INFORMATION

Subject: Difficult to Engage Clamp(s) When Installing Soft Roll-up Tonneau Cover


Models: 2014 Chevrolet Silverado 1500
2015 Chevrolet Silverado
2014 GMC Sierra 1500
2015 GMC Sierra
Excluding 8 Foot - Long Box Vehicles

This PI has been revised to add the 2015 Model Year and a Note to the Condition/Concern. Please discard PI0970.

Condition/Concern


Note: A production change was made to use a softer bulb seal on the tonneau clamps, which is grey in color. This PI only applies to the earlier used higher durometer bulb seal, which is black.

During installation of the soft tonneau cover, technicians/customers may find it difficult to engage the clamp(s).




The cause of this condition may be the clamp bulb seal (1) not compressing enough to allow the bail (2) on the clamp to rotate to the lock position.


Recommendation/Instructions



Important: Using excessive force to rotate the bail to lock position could damage the bail. If the bail of the clamp is bent (1) as shown in the graphic above, the clamp assembly will need to be replaced. The proper service part can be found in the Electronic Parts Catalog (EPC).



In most cases, the condition can be remedied by applying a thin coating of GM SuperLube with PTFE, P/N 12371287 (in Canada, P/N 10953437), or equivalent to the pocket where the bail rotates on the clamp. Apply the lubricant to any affected clamp.



If it is still difficult to rotate the bail to the locked position, using a sharp knife, remove 2.0 mm (0.080 in) of material from the tip of the bulb seal on the clamp(s).

GM bulletins are intended for use by professional technicians, NOT a "do-it-yourselfer". They are written to inform these technicians of conditions that may occur on some vehicles, or to provide information that could assist in the proper service of a vehicle. Properly trained technicians have the equipment, tools, safety instructions, and know-how to do a job properly and safely. If a condition is described, DO NOT assume that the bulletin applies to your vehicle, or that your vehicle will have that condition. See your GM dealer for information on whether your vehicle may benefit from the information.



WE SUPPORT VOLUNTARY TECHNICIAN CERTIFICATION