



Service Bulletin

PRELIMINARY INFORMATION

Subject: Commercially Available Tool For 1.2L LL0 Piston Installation

Models: 2013 - 2015 Chevrolet Spark
Equipped with 1.2L LL0

The following diagnosis might be helpful if the vehicle exhibits the symptom(s) described in this PI.

Condition/Concern

Difficulty or damage to piston, piston rings or cylinder wall when installing 1.2L LL0 pistons.

Recommendation/Instructions

All piston rings including the oil expander ring must be properly positioned prior to clocking during installation or piston, piston ring or cylinder wall damage will result.

Validating proper ring positioning can be difficult due to the small size.

A commercially available tool for 1.2L LL0 piston installation is now available.

This tool can validate proper piston ring positioning prior to the installation reducing the possibility of damage.


The WISECO RCS07061 ring compressor sleeve is a cone style piston installer that will not allow the piston / ring assembly to pass if the piston rings are not properly positioned.

Once proper ring positioning is established, the piston will install in the cylinder bore with very little effort.


The EN-51454 rod guide kit is also available currently and will aid in the alignment of the piston rod to crankshaft rod journal during installation avoiding any incidental contact damage.

Please review the pictures below for proper piston ring positioning.


Examples of correct positioning of the oil control expander ring.



Example of improperly positioned oil control expander ring. (Overlapped).



Example of improperly positioned 2nd compression ring with piston damage.



WISECO RCS07061 ring compressor sleeve.



EN-51454 rod guide kit.



Please follow this diagnostic or repair process thoroughly and complete each step. If the condition exhibited is resolved without completing every step, the remaining steps do not need to be performed.

GM bulletins are intended for use by professional technicians, NOT a "do-it-yourselfer". They are written to inform these technicians of conditions that may occur on some vehicles, or to provide information that could assist in the proper service of a vehicle. Properly trained technicians have the equipment, tools, safety instructions, and know-how to do a job properly and safely. If a condition is described, DO NOT assume that the bulletin applies to your vehicle, or that your vehicle will have that condition. See your GM dealer for information on whether your vehicle may benefit from the information.



WE SUPPORT VOLUNTARY TECHNICIAN CERTIFICATION