

Subject

Parking Brake Operation

Market

USA

Service Category

Brake

Section

Parking Brake

Applicability

2014 Camry and Avalon

APPLICABLE VEHICLES

2014	Camry	2014	Avalon
2014	Avalon HV	2014	Camry HV

CONDITION


Some 2014 Camry, Camry HV, Avalon and Avalon HV vehicles may exhibit a tight parking brake condition at one or both rear wheels.

RECOMMENDATIONS


This issue is currently under investigation. Please verify the following:

- 1) Use a "drive-on" lift and lift the rear wheels by its suspension point until the wheels are off the ground. (Main point is to check the parking brake adjustment while the suspension is loaded with the weight of the vehicle.)
- 2) Measure the parking brake pedal adjustment using the SST 09709-00002 and confirm pedal adjustment is correct (7-10 clicks at 300N).
- 3) Apply the parking brake to full stroke.
- 4) Release the parking brake after one hour.
- 5) Cycle the parking brake pedal 5 times.
- 6) Move the parking brake cable #2 and #3 (left and right) between each of the body clamps up to the rear brake backing plate to remove any internal binding in the cable(s).
- 7) Confirm if the condition is still present.

If the parking brake pedal adjustment is within specifications and the condition is still present after performing steps 2-6, contact TAS for further instructions.



Brake pedal force gauge: SST 09709-00002



NOTE: Lift at the suspension point to prevent rear suspension into going into full extension.

Subject

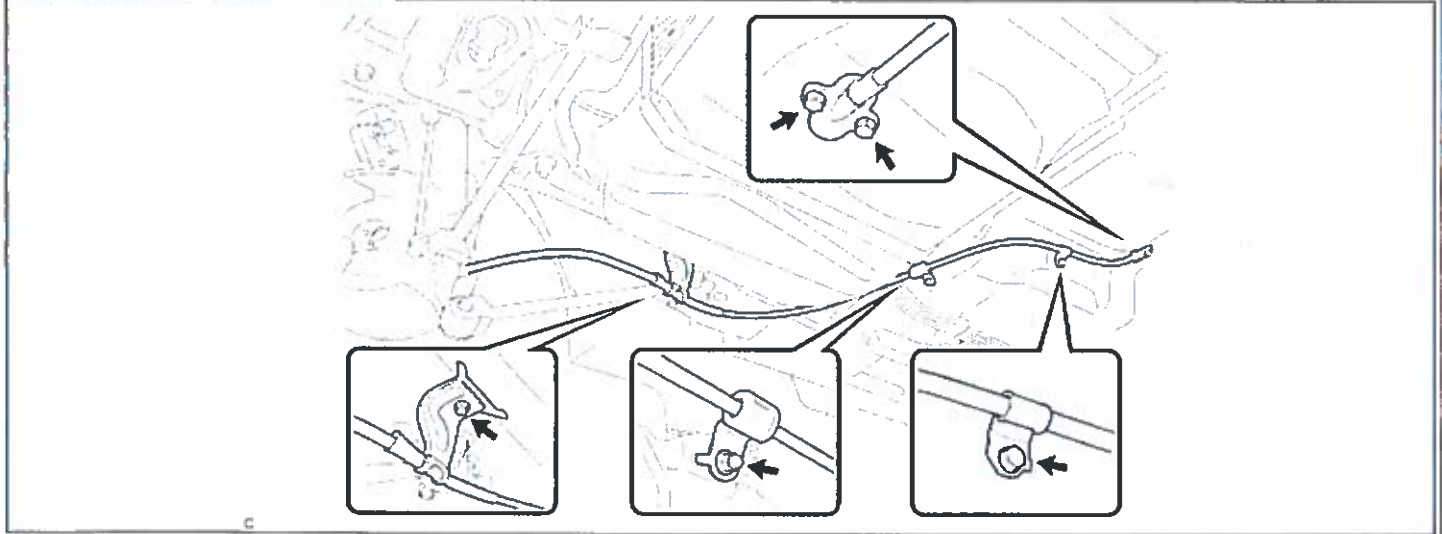
Parking Brake Operation

Market

USA

Applicability

RECOMMENDATIONS



LINK REFERENCES

This Tech Tip does not contain any link references