

Subject

2014 Tundra Vehicles With Steel Bumper Ultrasonic Parking Sensor Installation

Market

USA

Service Category

Audio/Visual/Telematics

Section

Park Assist/Monitoring

Applicability

2014 Tundra

APPLICABLE VEHICLES

2014

Tundra

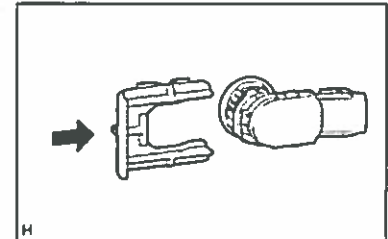
CONDITION

Park Assist False Activation on Vehicle with Steel Bumpers

RECOMMENDATIONS

- **Do not reuse the ultrasonic sensor retainer** on vehicles that have a false activation concern
- When reinstalling an ultrasonic sensor into the steel bumper, pay special attention to step 2 sub section (a) in the repair manual document for sensor installation.

2. INSTALL NO. 2 ULTRASONIC SENSOR RETAINER (for Steel Type Bumper)



(a) Install the No. 2 ultrasonic sensor retainer as shown in the illustration.

- For proper sonar sensor operation the sensor retainer must be installed straight and fully seated onto the sensor (please see examples on following page)

Subject

2014 Tundra Vehicles With Steel Bumper Ultrasonic Parking Sensor Installation

Market




USA

Applicability

RECOMMENDATIONS

OK

NG



OK

NG

Sensor retainer is installed straight. Retainer locking tab is seated all the way onto the sensor.

Sensor retainer is not installed straight. Retainer locking tab is not seated all the way onto the sensor.

LINK REFERENCES

This Tech Tip does not contain any link references

Subject

**2014 Tundra Vehicles With Steel Bumper Ultrasonic
Parking Sensor Installation**

Market

USA

Applicability

Click here to enter text.

