

1 2 37-14



Service Information Bulletin

SUBJECT	DATE
Engine Brake Solenoid	February 2014

Additions, Revisions, or Updates

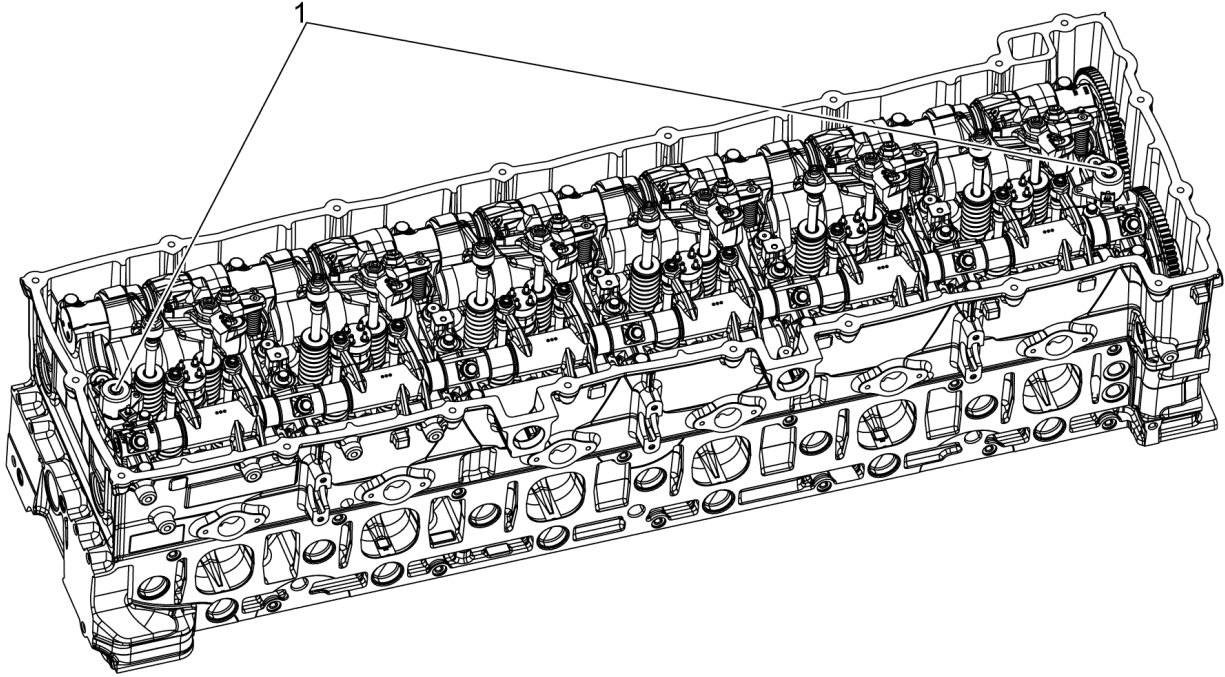
Publication Number / Title	Platform	Section Title	Change
DDC-SVC-MAN-0081	DD Platform	Description and Operation of the Engine Brake Solenoid	New Section
		Removal of the Engine Brake Solenoid	
		Installation of the Engine Brake Solenoid	



13400 Outer Drive, West, Detroit, Michigan 48239-4001
 Telephone: 313-592-5000
www.demanddetroit.com

2 Description and Operation of the Engine Brake Solenoid

The engine brake solenoids (1) are located on the outer camshaft caps under the rocker cover in the front and rear of the engine. The engine brake solenoids control oil flow from the camshaft cap to the rocker shafts to the engine brake rocker arms when commanded by the Motor Control Module (MCM).

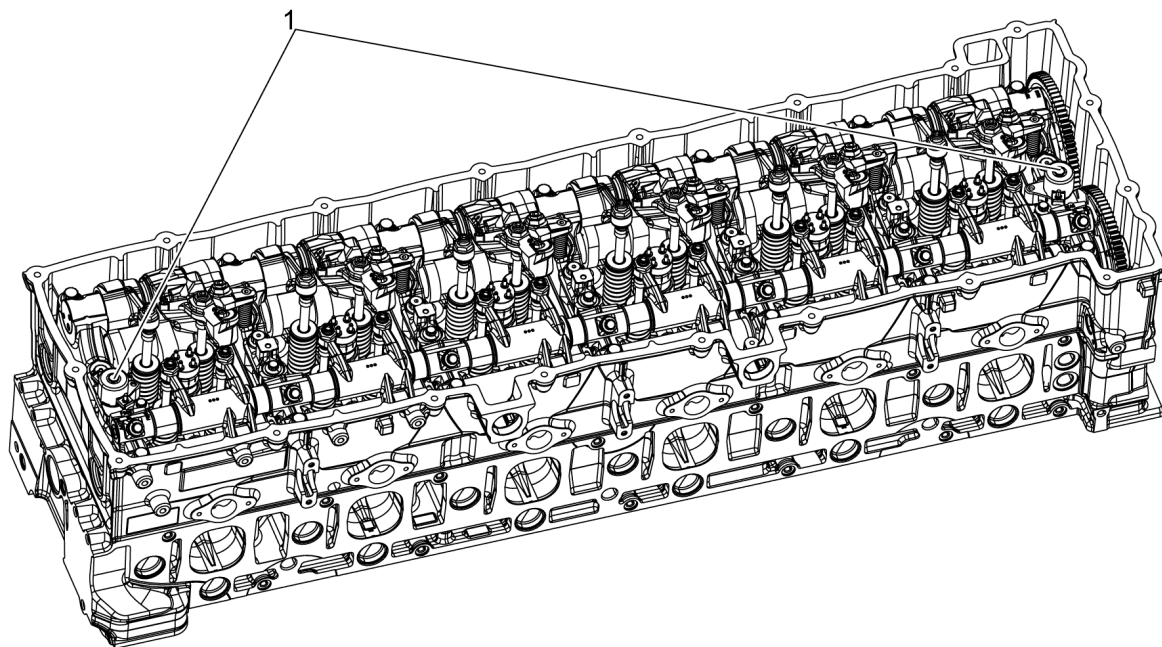


d140459

3 Removal of the Engine Brake Solenoid

Remove as follows:

1. Remove the injector harness.
 - a. For the three-filter fuel system see below:
Refer to section "Removal of the Two-Piece Fuel Injector Wiring Harness - Three-Filter System".
Refer to section "Removal of the One-Piece Fuel Injector Wiring Harness - Three-Filter System".
 - b. For the two-filter fuel system, Refer to section "Removal of the Two-Piece Fuel Injector Wiring Harness - Two-Filter System".
2. Remove the plastic protective cover on the engine brake solenoids (if applicable).
3. Remove the mounting bolt on the engine brake solenoids (1).



d140459

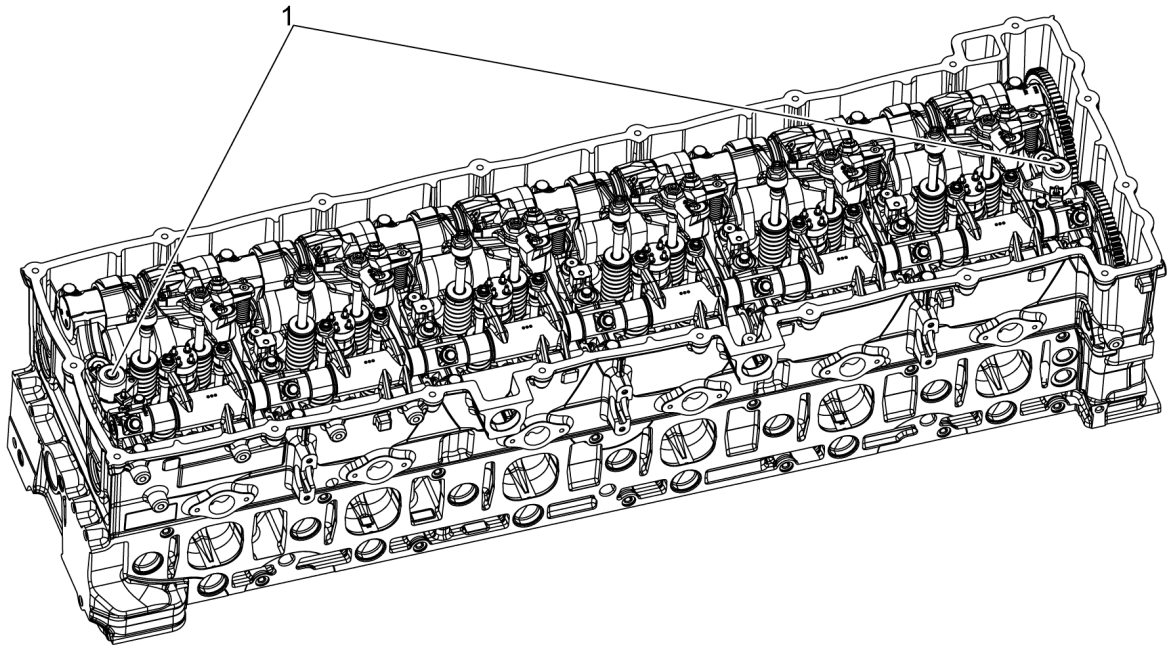
4. Remove the engine brake solenoids from the camshaft cap. Discard O-rings.

4 Installation of the Engine Brake Solenoid

Install as follows:

NOTICE: To prevent damage to the engine brake solenoid, ensure it is seated completely on the camshaft cap before installing the mounting bolt.

1. Using new O-rings, install the engine brake solenoid (1) onto the camshaft housing. Torque to 10 N·m (88 lb·in.).



d140459

2. Install the injector harness.
 - a. For the three-filter fuel system see below:
Refer to section "Installation of the Two-Piece Fuel Injector Wiring Harness - Three-Filter System".
Refer to section "Installation of the One-Piece Fuel Injector Wiring Harness - Three-Filter System".
 - b. For the two-filter fuel system, Refer to section "Installation of the Two-Piece Fuel Injector Wiring Harness - Two-Filter System".