

# Technical Service Bulletin



## 00 Viewing TSB videos

00 14 70 2039206/1 December 10, 2014.

Model(s)	Year	VIN Range	Vehicle-Specific Equipment
All	2000 - 2016	All	Not Applicable

## Condition

- High quality media files (video and sound) are now integrated into technical service bulletins on a case-by-case basis.
- Media files can now be viewed on any smartphone or tablet.

## Technical Background

Audi of America has started to host its TSB videos outside of ElsaPro. Doing so provides higher-quality videos, more reliable access to the videos, and the ability to view the videos on different devices.

## Production Solution

Not applicable.

## Service

Each video has its own URL. The URL will be provided in the bulletin as both a QR code (for viewing on smart phones and tablets) and also written out as a web link (for viewing on computer internet browsers).

### Viewing the video on smart phones and tablets using the QR code:

The QR code can be used to view the video on a smart device (iPhone, iPad, Android phone, Windows phone, etc.):

- The device must have an active internet / data connection (data usage fees may apply).
- The device must have a QR code reader app installed (can be downloaded through the device's app store if not already installed).

# Technical Service Bulletin

---



Instructions for viewing:

1. Open the QR code reader app on your smart device (Figure 1).



**Figure 1.** Example of QR code reader app.

2. Position the device and scan the QR code (Figure 2). The video file will play. The file will automatically be optimized for the resolution of the device.

Note that the QR code can be scanned right from the computer monitor or from a printed copy.



*Figure 2. Scanning the QR code.*

## Viewing the video on a computer using the web link:

The web link can be used to view the video on the computer with ElsaPro:

- The computer must have an active internet connection and access to a web browser.
- ElsaPro does not support hyperlinks, so the web link must be copied and pasted into the browser.

Instructions for viewing:

1. With the bulletin open in ElsaPro, highlight the web link (Figure 3). The web link may not be displayed in the same location on every bulletin.

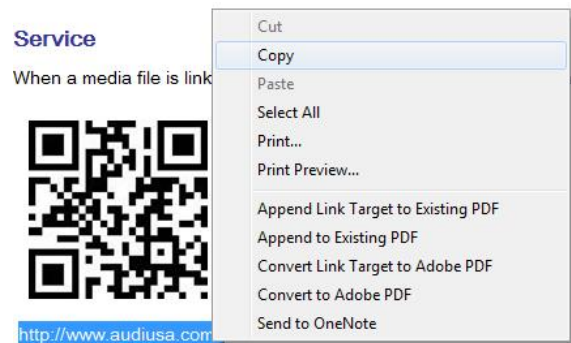


*Figure 3. Highlighted web link in bulletin.*

# Technical Service Bulletin

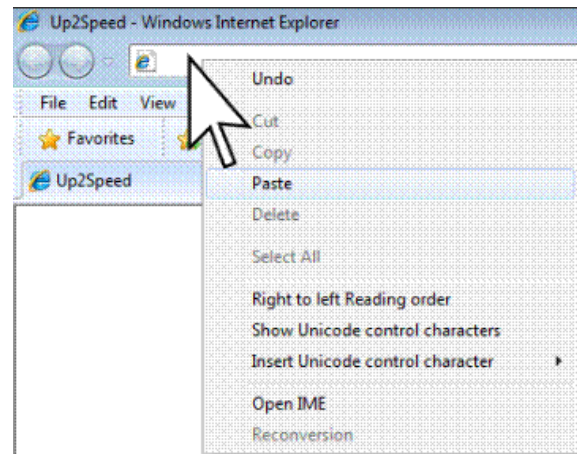


2. While the text is highlighted, right-click to open the shortcut menu. Select "Copy" (Figure 4) to copy the link.



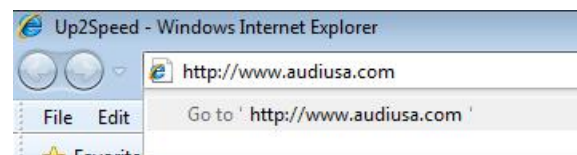
**Figure 4.** Selecting "Copy".

3. Open a web browser. Right-click in the address bar to open the shortcut menu, then select "Paste" (Figure 5) to insert the web link.



**Figure 5.** Pasting the web link into the browser's address bar.

4. Hit the Enter key to launch the web link in the browser (Figure 6). The video file will play. The file will automatically be optimized for the computer's operating system.



**Figure 6.** Launching the web link in the browser.

## Warranty

This TSB is informational only and not applicable to any Audi warranty.

## Additional Information

All parts and service references provided in this TSB (2039206) are subject to change and/or removal. Always check with your Parts Department and service manuals for the latest information.