

Description of Revisions: *This bulletin replaces the version dated July 2014. General information is revised.*

General Information

The instructions in this bulletin provide an alternative method for viewing failed battery codes on Cadex CA-12 DT battery testers without using a printer.

NOTICE

A printed record of the test must be kept on file for warranty claims. Refer to the "Claim Supporting Record" section of the *DTNA Warranty Manual* for more information. The Martel printer that came with the Midtronics EXP1000 HD can be used with the Cadex CA-12 DT, if necessary. If no printer is available, additional printers can be purchased from Cadex.

Instructions

1. To install the windows drivers and download the CA-12 DT PC Service Tool, go to <http://www.cadex.com/en> and click on **Subscriptions**.
2. Download the software. Enter the password is "capacity" and wait for the Windows drivers to install. See **Fig. 1**.
3. Connect the Cadex battery tester to a computer using the supplied serial-to-USB cable. Open the software and click on **Communication Port**, which is located on the upper left-hand side of the web page. Select the USB Serial Port. See **Fig. 2**.
4. Select the folder where the file will be saved. See **Fig. 3**.
5. Click **Get Results**.
6. Once the results show up on the screen, click **Open** to find the file. See **Fig. 4**.
7. Find the folder where the file is saved and open the file. See **Fig. 5**.
8. Once the Excel file is open, refer to the column labeled "Test ID". The "Test ID" is referred to as the "Failure Code" in OWL claims. See **Fig. 6**. The "Test ID" when printed is shown in the row containing the applicable battery serial number. See **Fig. 7**.

Warranty

This is an informational bulletin only. Warranty does not apply.

54-19

Viewing a Cadex Battery Tester Failure Code Without Using a Printer

Thomas Built Buses Service Bulletin

> Saf-T-Liner C2

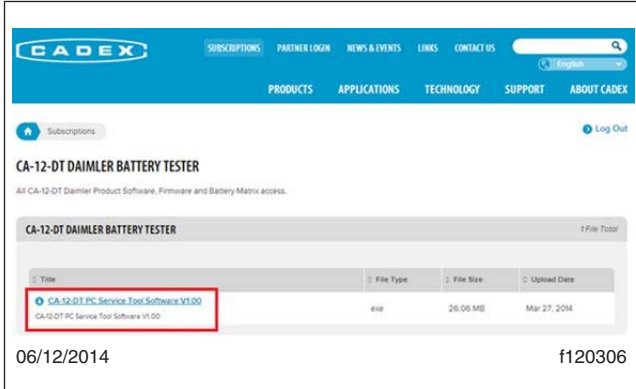


Fig. 1, CA-12-DT Daimler Battery Tester Update Link

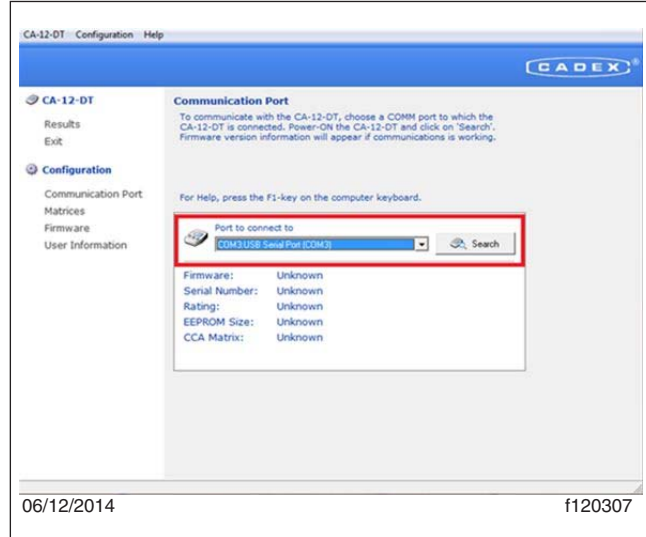


Fig. 2, Communication Port

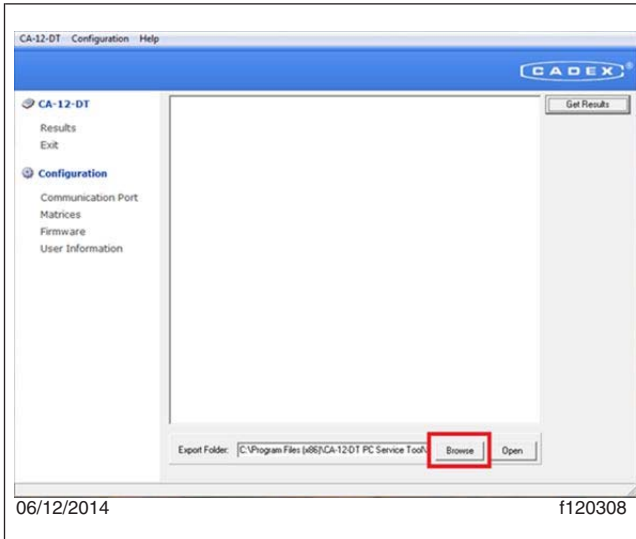


Fig. 3, Save File Screen

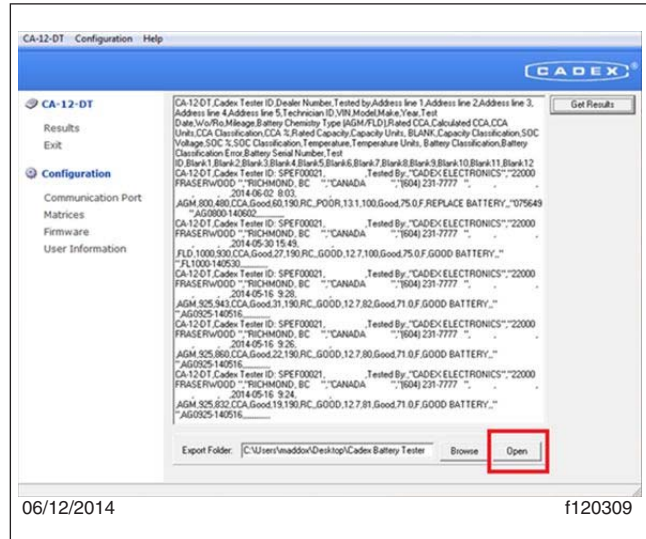


Fig. 4, Find File

Viewing a Cadex Battery Tester Failure Code Without Using a Printer

54-19

> Saf-T-Liner C2

Thomas Built Buses
Service Bulletin

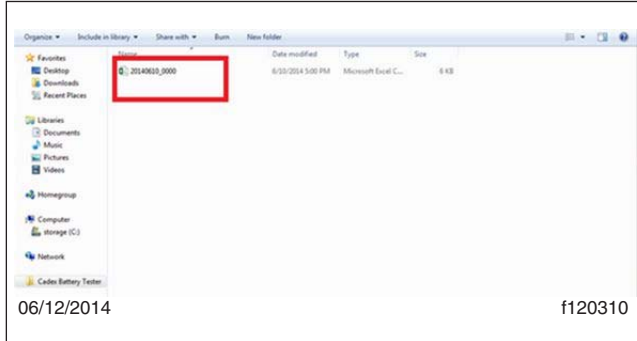


Fig. 5, Open the File

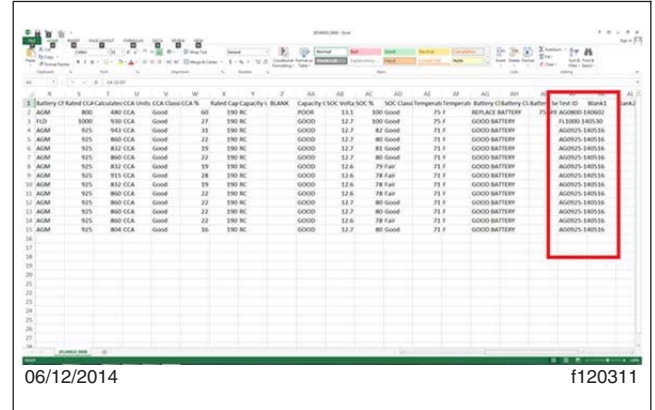


Fig. 6, Cadex Tester ID



Fig. 7, Printed Cadex Test Result