

FLA COE  
 FLB COE  
 FLD Conventional  
 Business Class  
 FLC 112 Conventional

Century Class Conventional  
 Argosy COE  
 Cargo  
 Columbia

> 122SD and Coronado  
 > Business Class M2  
 > Cascadia  
 > 108SD/114SD

**Freightliner  
 Service Bulletin**

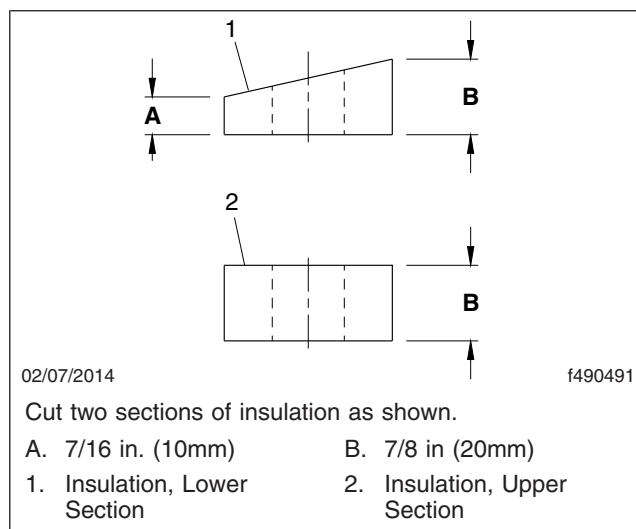
**Description of Revisions:** *This bulletin replaces the version dated March 2014. The labor allowance time was revised, and Quick-Claim information was removed.*

## General Information

EPA10 Freightliner vehicles with a medium duty Cummins engine (ISB/ISC) and 6-gallon diesel exhaust fluid (DEF) tank may have a problem with DEF freezing at the return fitting in extreme cold temperatures. This failure mode is identified by the Cummins Engine fault code 3575, which eventually leads to derate fault code 3712, limiting the vehicle speed to 5 mph. If this is encountered, install a return-line fitting heater (04-31489-000) to prevent further issues.

## DEF Return-Line Fitting Heater Installation

1. Park the vehicle on a level surface, shut down the engine, and set the parking brake. Chock the tires.
2. Remove the DEF tank cover, if equipped.
3. Disconnect the DEF return line at the tank fitting closer to the filler neck.
4. Clean the surface of the fitting with hot water to allow the adhesive on the heater to stick to it.
5. Cut two pieces of insulation as shown in [Fig. 1](#).



**Fig. 1, Cutting the Insulation**


6. Cut a section of reflective sleeve material 10 in. (250mm) long, and split it lengthwise.
7. Install the lower piece of the insulation with the short edge of the angle-cut side facing the DEF line. See [Fig. 2](#).
8. Peel the tape off of the the return-line fitting heater then put it over the fitting and press it to stick on the DEF fitting. See [Fig. 2](#).
9. Install the upper half of the insulation. See [Fig. 3](#).
10. Connect the DEF return line.

### Freightliner Service Bulletin

FLA COE  
 FLB COE  
 FLD Conventional  
 Business Class  
 FLC 112 Conventional

Century Class Conventional  
 Argosy COE  
 Cargo  
 Columbia

> 122SD and Coronado  
 > Business Class M2  
 > Cascadia  
 > 108SD/114SD



01/21/2014 f490486

- 1. Lower Insulation
- 2. DEF Fitting
- 3. DEF Return-Line Fitting Heater

**Fig. 2, Installing the Heater**




01/21/2014 f490487

- 1. Upper Insulation
- 2. DEF Return Line

**Fig. 3, Installing the Upper Half of the Insulation**

- 11. Position the reflective sleeve over the fitting and insulation; secure it with zip ties as needed. See [Fig. 4](#).
- 12. Locate the DEF heater pigtail connector above the DEF module that matches the connector on the heater pigtail (there is only one). See [Fig. 5](#).



01/21/2014 f490488

- 1. Reflective Sleeve
- 2. Zip Tie

**Fig. 4, Installing the Reflective Sleeve**



01/21/2014 f490489

**Fig. 5, Heater Connectors**

- 13. Disconnect the DEF heater pigtail connector at the wire harness.

FLA COE  
 FLB COE  
 FLD Conventional  
 Business Class  
 FLC 112 Conventional

Century Class Conventional  
 Argosy COE  
 Cargo  
 Columbia

> 122SD and Coronado  
 > Business Class M2  
 > Cascadia  
 > 108SD/114SD

14. Connect the DEF return line heater connector in series between the original DEF heater pigtail connector and the harness. Secure the wires with zip ties as needed.
15. Install the DEF tank cover, if equipped.

## Parts

Parts are available through the PDCs. See [Table 1](#).

DEF Return Line Heater Installation Parts	
Description	Part Number
Heater	04-31489-000
Foam Insulation	48-02159-064
Reflective Sleeve	BEN 1553005116S

**Table 1, DEF Return Line Heater Installation Parts**

## Warranty

This procedure is warrantable only if the described condition exists and the repair is performed within the applicable base or extended coverage warranty period. If a failure is not found, this procedure is considered preventive and warranty does not apply.

Normal warranty applies. See [Table 2](#) for OWL VMRS codes and labor allowance information. Enter this service bulletin number in the *Service Bulletin #* field.

OWL VMRS Codes and Labor Allowance					
Primary Failed Part	Component Code	Cause Code	SRT Code	Description	Time: Hours
A04-28731-000	043-007-001	51	23Y-5005A	DEF SUPPLY LINE HTR INSTL, 6 GALLON TANK	0.3

**Table 2, OWL VMRS Codes and Labor Allowance**