

# Technical Service Bulletin



## 26 Rattling noises from underneath vehicle

26 14 23 2037812/1 July 21, 2014.

Model(s)	Year	VIN Range	Vehicle-Specific Equipment
A4	2012 - 2014	All	Not Applicable
A4	2015	N000001 - N004457 A000001 - A013711	Not Applicable

## Condition

Rattling noises are heard coming from underneath the vehicle.

## Technical Background

These noises may be a result of contact between an exhaust heat shield and the body of the vehicle.


## Production Solution

In production, a section of PVC has been applied to isolate the point of contact between the heat shield and the body.

## Service


Apply a section of PVC sealer to the area:

1. Pull the lower portion of the heat shield for the center resonator (Figure 1) away from the body, just enough so that this area of the body can be cleaned.




*Figure 1. Heat shield for center resonator.*

- Using adhesive sealant **D 511500A2** (with the VAG 1628 cartridge gun) apply a pad of the sealant 40mm x 40mm x 5mm thick (Figure 2 and Figure 3).



**Figure 2.** Area under the heat shield where PVC sealer will be applied.



**Figure 3.** Specific location of PVC sealer application.

- Move the heat shield back into position so that a bond is made between the heat shield and the body.

# Technical Service Bulletin





## Warranty

<b>Claim Type:</b>	Use applicable claim type. If vehicle is outside any warranty, this Technical Service Bulletin is informational only.		
<b>Service Number:</b>	2615		
<b>Damage Code:</b>	0020		
<b>Labor Operations:</b>	Modify heat shield	5101 4900	50 TU
<b>Diagnostic Time:</b>	GFF	No allowance	0 TU
	Road test prior to service procedure	0121 0002	10 TU
	Road test after service procedure	0121 0004	10 TU
	Technical diagnosis at dealer's discretion (Refer to Section 2.2.1.2 and Audi Warranty Online for DADP allowance details)		
<b>Claim Comment:</b>	As per TSB #2037812/1		

All warranty claims submitted for payment must be in accordance with the *Audi Warranty Policies and Procedures Manual*. Claims are subject to review or audit by Audi Warranty.

## Required Parts and Tools

Part Number	Part Description	Quantity
VAG 1628	Cartridge Gun 	1
D 511500A2	Adhesive Sealant 	1

## Additional Information

All parts and service references provided in this TSB (2037812) are subject to change and/or removal. Always check with your Parts Department and service manuals for the latest information.