



Countries:	CANADA, UNITED STATES, PUERTO RICO	Document ID:	IK1600008
Availability:	ISIS	Revision:	3
Major System:	CAB / SLEEPER / HOOD	Created:	5/16/2007
Current Language:	English	Last Modified:	3/12/2014
Other Languages:	Français , Español ,	Author:	Patrick Gotschall
Viewed:	199		

[Less Info](#)

Hide Details

Coding Information

Copy Link 	Copy Relative Link 	Bookmark View My Bookmarks	Add to Favorites 	Print 	Provide Feedback 	Helpful 29	Not Helpful 43
----------------------	-------------------------------	--	-----------------------------	------------------	-----------------------------	--------------------------	------------------------------

Title: Bottom Bunk Rattle on ProStar

Applies To: ProStar built before 12-11-07

DESCRIPTION

In case of lower bunk rattle on ProStar , follow the following Steps:


1. Move under bunk tray so the rear lip is in front of bulkhead.



BEFORE




AFTER




2. Align detent cup on bulk head so it aligned with the ball stud on the bunk.

LOOSEN FASTENERS




**ALIGN BALL STUD AND
DETENT CUP**

VIEW FROM LUGGAGE DOOR



TIGHTEN FASTENERS



 Hide Details

Feedback Information

Viewed: 198

Helpful: 29

Not Helpful: 43

No Feedback Found