



Service Bulletin

PRELIMINARY INFORMATION

Subject: Rough Idle

Models: 2014-2015 Chevrolet Silverado
2014-2015 GMC Sierra
2015 Chevrolet Tahoe, Suburban, GMC Yukon / XL
2015 Cadillac Escalade
With engines 4.3L, 5.3L, 6.2L, L83, L86, LT1, LV3

This PI was superseded to update Models. Please discard PIP5211A.

The following diagnosis might be helpful if the vehicle exhibits the symptom(s) described in this PI.

Condition/Concern

The vehicle may have a rough idle and/or a vibration at idle in gear.


It may also be described as a low idle.

There will not be any DTC with this concern

Recommendation/Instructions

Perform the following motor mount alignment procedure.

Loosen engine mount bolts at frame attachment points.




Lift engine slightly to take load off mounts.

Use pry bar as shown to push mount outboard as far as possible (about 1 – 1.5 mm), and torque the bolts while pushing mount outboard. Tighten center/upper bolt first, then front, then rear (as shown on diagram). Complete this procedure for both left and right mounts.

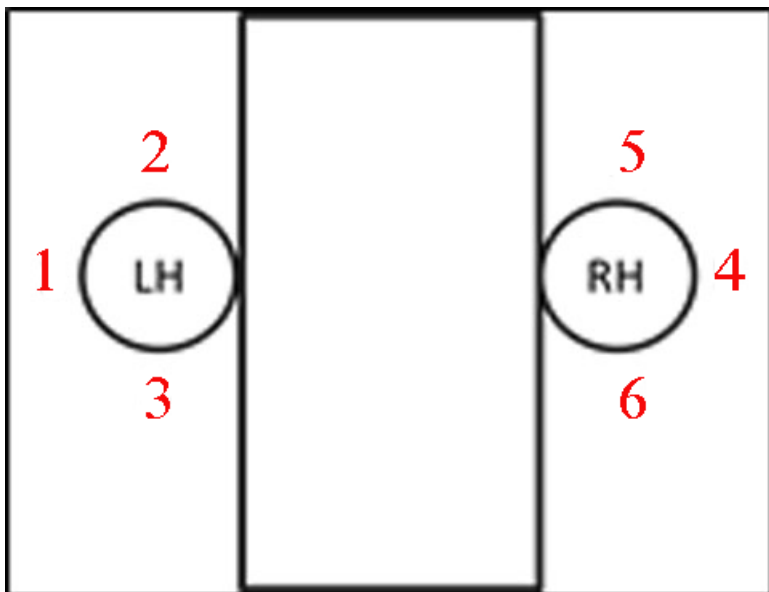
Left engine mount



Right engine mount



Torque order diagram



Lower the engine.

Vehicle may need to be driven for some time to confirm the condition has been eliminated.

Warranty Information

For vehicles repaired under warranty use:

Labor Operation	Description	Labor Time
-----------------	-------------	------------

4067150	Engine Mount Replacement	Use Published Labor Operation Time
---------	--------------------------	------------------------------------

Please follow this diagnostic or repair process thoroughly and complete each step. If the condition exhibited is resolved without completing every step, the remaining steps do not need to be performed.

GM bulletins are intended for use by professional technicians, NOT a "do-it-yourselfer". They are written to inform these technicians of conditions that may occur on some vehicles, or to provide information that could assist in the proper service of a vehicle. Properly trained technicians have the equipment, tools, safety instructions, and know-how to do a job properly and safely. If a condition is described, DO NOT assume that the bulletin applies to your vehicle, or that your vehicle will have that condition. See your GM dealer for information on whether your vehicle may benefit from the information.



WE SUPPORT VOLUNTARY TECHNICIAN CERTIFICATION