



Service Bulletin

PRELIMINARY INFORMATION

Subject: J-35616-64B Terminal Test Probe / Replacement Terminal / Terminated Lead

Models: 2005-2015 GM Passenger Cars and Trucks

This PI was superseded to update Model Years and terminated lead information. Please discard PIT5074G.

The following diagnosis might be helpful if the vehicle exhibits the symptom(s) described in this PI.

When diagnosing an intermittent electrical concern, terminal tension is one of the main culprits, especially when working with very small terminals. More and more modules and inline connectors are using small .64 series terminals and when checking terminal tension it is important to use the correct test probe. The J-35616-64B is the latest test probe released for checking tension or probing the .64 series terminals. See pic below.

Note: Always refer to the Connector End View in Service Information for the latest information on determining the correct test probe to use.

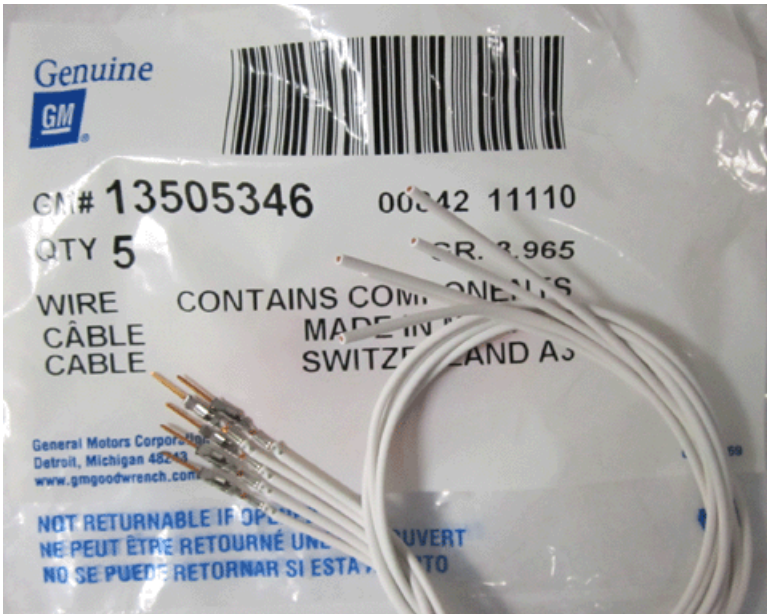



If the terminal end of the J-35616-64B is bent, damaged, worn or broken it should not be used and a replacement test probe or terminal should be obtained from GM Tools at 1-800-468-6657. The test probe terminal has been released in the terminal repair kit (J-38125-620H) located in Lear Tray 7 part number 963716-2, shown below (Note: When calling Kent-Moore to order terminal 963716-2, the actual part number is 963716-2PKG since they are only sold as a pack). This terminal may also be used to make jumper wires; example: to jumper the High Speed LAN circuits together in order to bypass a module for testing only. Use crimping tool J-38125-641 and jaw "H" for 22ga wire, "J" for 20 ga wire, or "K" for 18 ga.

If you cannot locate the Terminals in your terminal kit "Tray 7," your kit is not up to date, and Kent tools will need to be contacted so your kit can be updated.

Another option is to order the .64 test probe terminal already connected to a lead/wire called a terminated lead. The GM part number is 13505346, which can be ordered through your normal GM CCA parts channel. There are 5 terminated leads in a package, shown below. With the addition of this new terminated lead, there are now 3 different options for obtaining the proper .64 test probe/terminal:

1. 64 Test Probe - J-35616-64B (ordered from GM Tools at 1-800-468-6657)
2. 64 Replacement Terminal - Lear Tray 7 part number 963716-2 (ordered from GM Tools at 1-800-468- 6657)
3. 64 Terminated Lead - GM part number 13505346 (ordered from GM CCA parts)





Warranty Information

For wiring repairs covered under warranty, please refer to latest version of bulletin 10-00-89-005 for warranty information on wire/connector repairs.

ADDITIONAL SI KEYWORDS

U0073 U0100 U0101 U0102 U0106 U0109 U0121 U0122 U0132 U0137 U0140 U0151 U0155 U0159 U0164 U0168 U0184 U0198 U0199 U0200 U0214 U210C

Please follow this diagnostic or repair process thoroughly and complete each step. If the condition exhibited is resolved without completing every step, the remaining steps do not need to be performed.

GM bulletins are intended for use by professional technicians, NOT a "do-it-yourselfer". They are written to inform these technicians of conditions that may occur on some vehicles, or to provide information that could assist in the proper service of a vehicle. Properly trained technicians have the equipment, tools, safety instructions, and know-how to do a job properly and safely. If a condition is described, DO NOT assume that the bulletin applies to your vehicle, or that your vehicle will have that condition. See your GM dealer for information on whether your vehicle may benefit from the information.



WE SUPPORT VOLUNTARY TECHNICIAN CERTIFICATION