



Service Bulletin

File in Section: -

Bulletin No.: P11339

Date: October, 2014

PRELIMINARY INFORMATION

Subject: Service Side Detection System Message Displayed on Driver Information Center (DIC)

Models: 2015 Cadillac CTS Sedan (VIN A)
Built Prior to September 8, 2014

Attention: This PI also applies to the above models that may be export vehicles.

Condition/Concern

Some customers may comment that the Service Side Detection System message is being displayed on the Driver Information Center (DIC).

This may be due to the side object sensing alert module not being fully secured in the retaining bracket and/or the module's connector not being fully seated. The rear fascia harness may not be properly secured to the fascia as well.

Recommendation/Instructions


Adhesive patches should be installed to the left and right side object sensor modules to ensure a future occurrence does not happen.

To resolve this condition, follow the instruction listed below:

1. Remove the rear fascia. Refer to the Rear Bumper Fascia Replacement in SI.




- Identify if the left or right side object sensor module (1) is not retained in the bracket properly and identify if the module's connector (2) is not fully seated.




3988678

- Inspect the rear fascia harness retainers (1) for being loose.
2. Secure the side object sensor modules and the fascia harness retainers, if necessary.



3988938

3. Clean the bracket and the module surface area as indicated above with Kent® Moulding Adhesive Promoter or equivalent.



3988951

4. Cut the Kent® adhesive Posi-Seal Plus Patch or equivalent into four pieces, width (1) 31.75 mm (1¼ in) and height (2) 31.75 mm (1¼ in) as shown above.
5. Install the adhesive patch over the locking tabs of the bracket as shown above.
 - Ensure not to cover the holes (2) of the modules.
 - Ensure not to cover the label (3) of the modules.
6. Reinstall the rear fascia. Refer to the Rear Bumper Fascia Replacement in SI.
7. Clear any related codes.

Parts Information

For product ordering information, call a local automotive equipment supplier or call Kent® at 1-866-837-9908.

Part Number	Description	Material Allowance
KT13788*	Kent® Moulding Adhesion Promoter	\$1.50 USD (per vehicle) \$2.30 CND (per vehicle)
KT13080 **	Kent® Black Posi-Seal Plus Patch	\$1.72 USD (per vehicle) \$3.03 CND (per vehicle)
*There is enough material to use for multiple vehicles. Store the remaining material for future use.		
**There is enough material to repair 25 vehicles. Store the remaining for future use.		

Warranty Information

For vehicles repaired under warranty, use:

Labor Operation	Description	Labor Time
6480128*	Installation of adhesive patches and re-securing the side object modules and fascia harness.	1.1 hrs
*This is a unique Labor Operation for Bulletin use only. It will not be published in the Labor Time Guide.		

