



Service Bulletin

PRELIMINARY INFORMATION

Subject: Body Or Suspension Type Noise While Driving Over Bumps

Models: 2011 - 2015 Chevrolet Camaro
Convertible Models Only

The following diagnosis might be helpful if the vehicle exhibits the symptom(s) described in this PI.


Condition/Concern

A customer may comment on a creak, pop, or snap noise coming from the underside of his or her vehicle while driving over bumps. This will be an intermittent noise. It may be described as a body creak or suspension type noise and it may be coming from any / multiple corners of the vehicle.


Recommendation/Instructions

If a noise has been confirmed from the undercarriage of the vehicle, and it has not been able to be clearly isolated, dealership technicians are to check the vehicle's various cross-braces to confirm that the mounting fasteners have been torqued properly. There are a total of 6 braces with a combined 26 fasteners that will require inspection. All fasteners called out in the photos below are to be torqued to 43 lb ft (58 Nm). If a fastener is inspected and found to have less than the required 43 lb ft (58 Nm) of torque, technicians are to remove the fastener, clean the applicable threads, and apply the specified thread locker as called out in the Parts Information at the end of the document. Reinstall the fastener and torque it to the required value to complete the repair. Evaluate the concern to confirm that the noise(s) have been eliminated


Braces 1 and 2 - Front End Lower Structure Braces - These 2 braces run at an angle from the front cradle to the outside width of the floor pan. Each brace has 3 fasteners, as indicated by the red arrows. The photo below shows the front left brace only. The front right brace is similar.




Brace 3 - Underbody Brace - This brace has 8 fasteners, as indicated by the red arrows in the photo below.



Brace 4 - Underbody Brace - This brace has 4 fasteners, as indicated by the red arrows in the photo below



Braces 5 and 6 - Underbody Side Rail Cross Braces - Similar in nature to the front end lower structure braces, these 2 braces are located in the rear of the vehicle and they also run at an angle from the rear axle assembly, to the outside width of the floor pan. Each brace has 4 fasteners, as indicated by the red arrows in the photo below.



Parts Information

Part Number	Description	Qty
12345382	ADHESIVE, THREADLOCKER -MEDIUM STRENGTH - BLUE (6ML)	1

Warranty Information

For vehicles repaired under warranty use:

Labor Operation	Description	Labor Time
-----------------	-------------	------------

*1480318	Cross Brace R & R	.8 hrs
* This is an unique labor operation for bulletin use only. This will not be published in the Labor Time Guide.		

Please follow this diagnostic or repair process thoroughly and complete each step. If the condition exhibited is resolved without completing every step, the remaining steps do not need to be performed.

GM bulletins are intended for use by professional technicians, NOT a "do-it-yourselfer". They are written to inform these technicians of conditions that may occur on some vehicles, or to provide information that could assist in the proper service of a vehicle. Properly trained technicians have the equipment, tools, safety instructions, and know-how to do a job properly and safely. If a condition is described, DO NOT assume that the bulletin applies to your vehicle, or that your vehicle will have that condition. See your GM dealer for information on whether your vehicle may benefit from the information.



WE SUPPORT VOLUNTARY TECHNICIAN CERTIFICATION