

REFERENCE:	Nova Bus Manuals
SECTION:	09: Engine and cooling
RS N°:	MQR 7621-346
EFFECTIVE IN PROD.:	L840 (2014SE)

APPLICATION DEADLINE: 2015DE17
CLAIM REFERENCE NUMBER: WB-3239

SUBJECT:	Surge tank filling
JUSTIFICATION:	Coolant filling of the radiator surge tank might be erratic and create air pockets.

LEVEL	DESCRIPTION	DIRECT CHARGES		TIME
		LABOUR	MATERIAL	
1	Perform a pressure test on the engine cooling circuit and install a new filling tube on the surge tank.	Nova Bus	Nova Bus	45 min
2	–	–	–	–

MATERIAL

QTY	PART N°	REV.	DESCRIPTION	REPLACES PART N°
LEVEL 1				
1	N80110-02	–	Supply tube	–
LEVEL 2				
–	–	–	–	–

Materials will be available within 5 days. To order, please contact Prevost Parts by phone at 1-800-771-6682, by fax at 1-888-668-2555 or by email at prevostparts.commandes@volvo.com. Specify document number, quantity of parts required and shipping address.

DISPOSAL OF PARTS

REMOVED PARTS ARE:	DISCARDED *	RETAINED	* Dispose of the unused parts and the defective parts in accordance with local environmental standards in effect.
	Yes	–	

REVISION HISTORY

REV.	DATE	CHANGE DESCRIPTION	WRITTEN BY
NR	2014DE10	Initial release	Luc Carignan

CLIENT	ORDER	ROAD NUMBER		VIN (2NVY/4RKY...)		QTY
		FROM	TO	FROM	TO	
Arrow Coach Line - Arkansas	L494	—	—	L82U793000397	L82U793000397	1
BC Transit - BCT - British Columbia	L463	9319	9333	L82U093000273	L82U093000287	15
BC Transit - BCT - British Columbia	L481	9334	9353	L82U794000004	L82U094000023	20
BC Transit - BCT - British Columbia	L484	9370	9403	L82U494000090	L82U494000123	34
BC Transit - BCT - British Columbia	L486	9354	9369	L82U294000024	L82U494000039	16
BC Transit - BCT - British Columbia	L487	9404	9433	L82U094000149	L82U794000178	30
Belleville Transit - Ontario	L542	—	—	L82UXA3000088	L82U8A3000090	3
Brampton - Ontario	L501	0917	0926	L82U893000506	L82U893000523	10
Brantford - Ontario	L547	10101	10105	L82X6A3000082	L82X3A3000086	5
CMBC (TransLink) - British Columbia	L412	9401	9401	L82X993000136	L82X993000136	1
CMBC (TransLink) - British Columbia	L454	9402	9470	L82X793000359	L82XX93000453	69
CMBC (TransLink) - British Columbia	L455	9471	9491	L82X093000459	L82X993000489	21
CMBC (TransLink) - British Columbia	L482	9492	9517	L82X894000040	L82X094000064	25
CMBC (TransLink) - British Columbia	L483	9518	9542	L82X294000065	L82X594000089	25
CMBC (TransLink) - British Columbia	L532	9543	9551	L82U093000497	L82U693000505	9
CMBC (TransLink) - British Columbia	L533	9552	9573	L82U193000511	L82U093000537	22
CMBC (TransLink) - British Columbia	L534	9574	9590	L82U694000124	L82U894000139	16
CMBC (West Vancouver) - British Columbia	L539	901	909	L82U494000140	L82U994000148	9
Demo - Engineering Platform 2010 (Altoona)	L373	373-1	373-1	L82UX83000151	L82UX83000151	1
Demo - Nova PF2010 (TARC)	L356	356-2	356-2	L82U883000231	L82U883000231	1
Demo - Proto Platform 2010	L271	—	—	L82U283000001	L82U283000002	2
Demo - Plateforme 2010 (ATQ)	L456	—	—	L82U893000019	L82U893000019	1
Demo - Articulated Bus	L433	—	—	S92UX93000029	S92UX93000029	1
Grand River Transit - GRT - Ontario	L464	20901	20913	L82U193000296	L82U493000308	13
Grand River Transit - GRT - Ontario	L560	21001	21009	L82U2A3000246	L82U1A3000254	9
Greater Toronto Airports Authority - GTAA - Ontario	L432	432-1	432-1	L82U793000061	L82U793000061	1
Greater Toronto Airports Authority - GTAA - Ontario	L477	L477-1	L477-1	L82U194000001	L82U194000001	1
Honolulu - Hawaii	L559	201	224	L82U6A4000113	L82U7A4000136	24
Lethbridge - Alberta	L489	165	169	L82U493000454	L82U193000458	5
Marketing Sales Demo - MSD 1 ISB Hybrid	L548	—	—	L82X5A3000087	L82X5A3000087	1
Moncton (Codiac) - New Brunswick	L358	358-1	358-1	L82U093000001	L82U093000001	1
Moncton (Codiac) - New Brunswick	L361	361-1	361-1	L82U293000002	L82U293000002	1
New York City Transit - New York	L536	1200	1201	S92U793000490	S92U993000491	2
New York City Transit - New York	L545	1202	1289	S92U5A4000001	S92U0A4000098	88
Niagara Falls - Ontario	L499	2986	2989	L82U093000564	L82U693000567	4
Peterborough - Ontario	L490	—	—	L82UX93000345	L82U593000348	4
Regina - Saskatchewan	L356	356-1	356-1	L82U883000150	L82U883000150	1
Regina - Saskatchewan	L360	—	—	L82U283000290	L82U283000290	1
Regina - Saskatchewan	L476	625	628	L82U893000313	L82U393000316	4
Regina - Saskatchewan	L561	631	644	L82U8B4000003	L82UXB4000018	14
Saskatoon - Saskatchewan	L359	—	—	S92U583000289	S92U583000289	1
Saskatoon - Saskatchewan	L551	1005	1007	S92UXA3000178	S92U8A3000180	3
St. John - New Brunswick	L272	—	—	S92U483000011	S92U483000011	1
St. John - New Brunswick	L273	—	—	S92U383000050	S92U383000050	1

CLIENT	ORDER	ROAD NUMBER		VIN (2NVY/4RKY...)		QTY
		FROM	TO	FROM	TO	
St. John's - Newfoundland	L503	1066	1066	L82U4A3000071	L82U4A3000071	1
Stratford - Ontario	L493	—	—	L82U2A3000019	L82U2A3000019	1
Strathcona County Transit - Alberta	L523	2010	2010	L82U693000603	L82U693000603	1
Strathcona County Transit - Alberta	L524	3005	3010	L82X593000604	L82X493000609	6
Sudbury - Ontario	L465	791	795	L82U593000317	L82U793000321	5
Sudbury - Ontario	L552	801	808	L82U3A3000238	L82U0A3000245	8
Thunder Bay - Ontario	L488	—	—	L82U193000332	L82U593000334	3
Timmins - Ontario	L475	—	—	L82U493000311	L82U693000312	2
Timmins - Ontario	L550	—	—	L82U8A3000171	L82UXA3000172	2
University of Alabama - Alabama	L479	479-1	479-1	L82U394000002	L82U394000002	1
University of Alabama - Alabama	L480	480-1	480-1	L82U594000003	L82U594000003	1
University of Alabama - Alabama	L573	—	—	L82U9A4000137	L82U0A4000138	2
University of Colorado - Colorado	L427	—	—	S92U693000027	S92U693000027	1
University of Colorado - Colorado	L428	—	—	S92U893000028	S92U893000028	1
Walt Disney World - Florida	L535	1204	1213	L82UXA4000003	L82U0A4000012	10
Whitehorse - Yukon	L563	38	41	L82U3A3000255	L82U9A3000258	4
Woodstock - Ontario	L460	—	—	L82U693000309	L82U693000309	1
Woodstock - Ontario	L492	—	—	L82U4A3000040	L82U6A3000041	2

**WARNING**

Follow your internal safety procedures.

PROCEDURE

- 1.1. Open the radiator access door. See Figure 1.

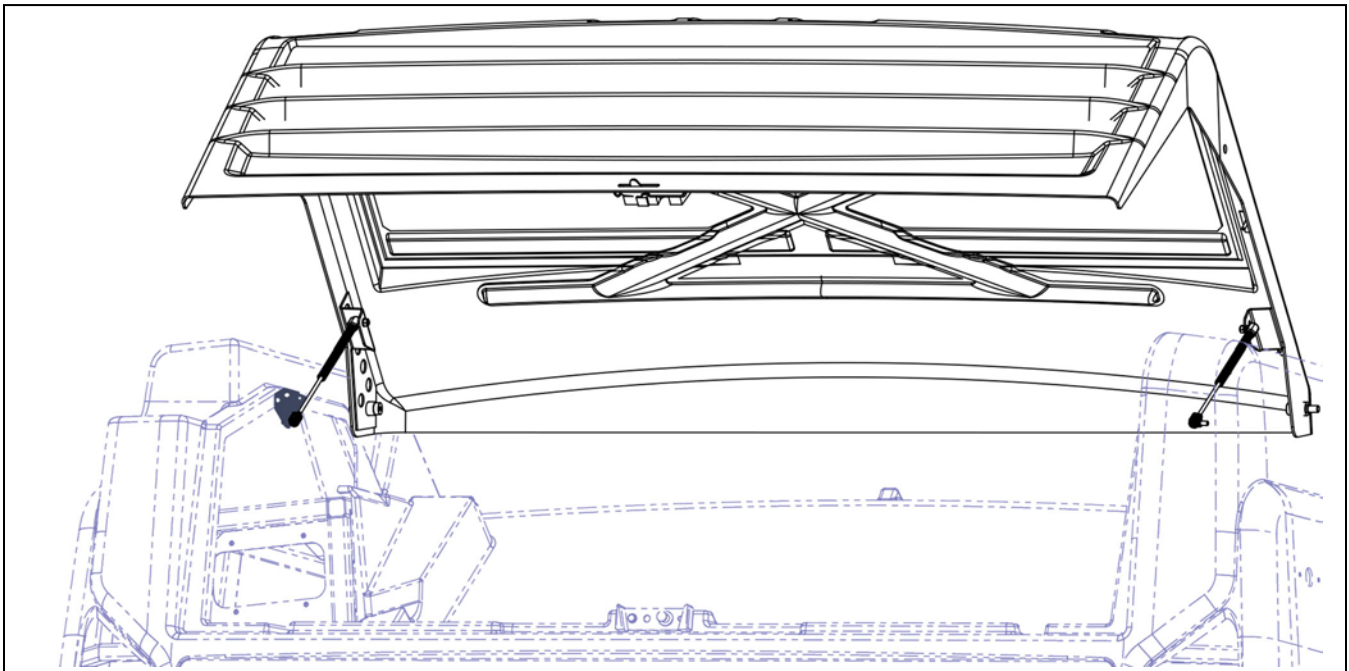


Figure 1 - Radiator Access Door

**WARNING**

Before starting any work on the radiator, make sure the vehicle is completely stationary. Isolate the engine starting circuit from the control box located at the rear of the vehicle.

- 1.2. Install a drain pan under the coolant circuit drain.
- 1.3. Open the rear engine door.
- 1.4. Close the control valve to isolate the engine coolant circuit from the heating circuit. See section **09: ENGINE COOLING** of the Nova Bus Maintenance Manual.

- 1.5. Connect a coolant filling hose equipped with a pressure regulator to the quick connect fitting and set the regulator to 10 psi. See Figure 2.




Figure 2 - Filling Hose Equipped with a Pressure Regulator

- 1.6. Validate visually if there are coolant leak on the radiator.
 - 1.6.1. If there is a leak on the radiator, replace the radiator according to the replacement procedure in information letter **LI1846**.
- 1.7. Open the drain valve of the coolant circuit to remove enough coolant to empty the surge tank. See section **09: ENGINE COOLING** of the Nova Bus Maintenance Manual for drain valve location and procedure.

- 1.8. Disconnect the supply hose from the adaptor of the surge tank and remove the adaptor. Discard the adaptor. See Figure 3.



Figure 3 - Supply Hose Linking the Surge Tank and the Radiator Collector

- 1.9. Apply a thin coat of thread sealant on the supply tube thread of the new N80110-02 supply tube fitting. See Figure 4.
- 1.10. Install the new N80110-02 supply tube on the surge tank and connect the supply hose on the adaptor of the new supply tube. See Figure 4.

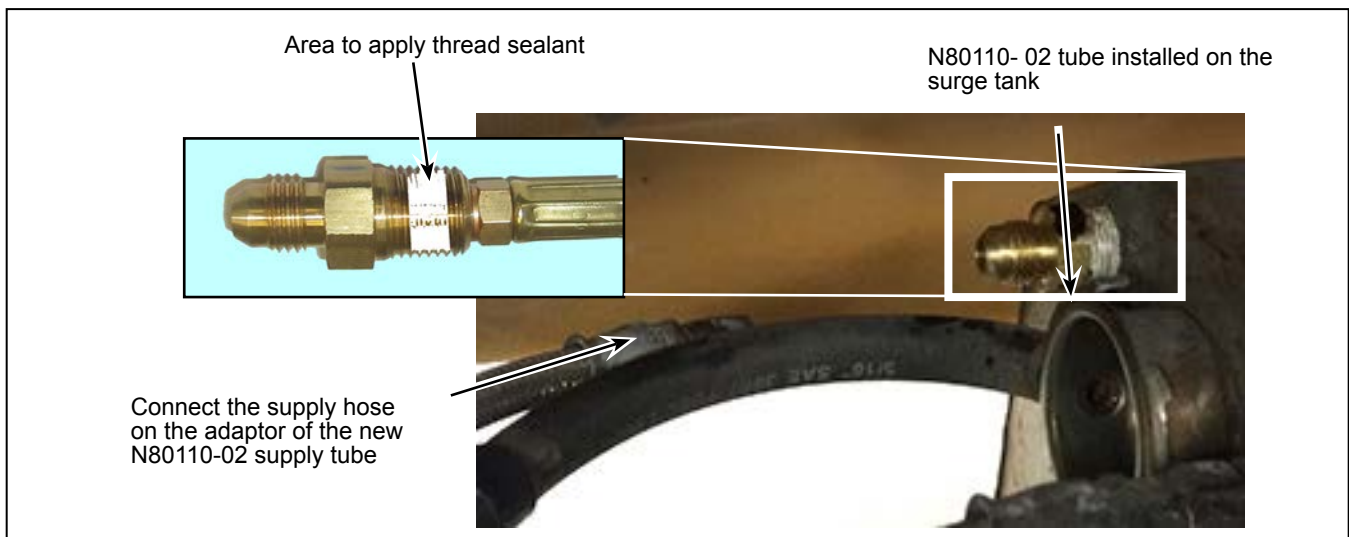


Figure 4 - N80110-02 Feeding Tube

- 1.11. Top the coolant in the surge tank to its maximum level using the quick connect and holding the discharge valve button.
- 1.12. Start the vehicle in rear mode using the switches located on the engine control box.
- 1.13. Activate the fast idle and let the engine run for 30 minutes in fast idle mode.
- 1.14. Stop the engine.
- 1.15. Open the control valve to unify the engine cooling and the heating circuits.
- 1.16. Top the coolant level if needed
- 1.17. Close the radiator access door and the rear engine door. ❖