





## L494 L405 Towing eye Fitting instructions.pdf

Reference	SSM71118
Models	Range Rover Sport / L494 Range Rover (All New) / L405
Title	Range Rover L405 & Range Rover Sport L494 Towing eye Cover fitment
Category	Body
Last modified	14-Jan-2014 00:00:00
Symptom	108000 Ext. Trim/Accessories
Content	<p><b>Concern</b> Difficulty in fitment of the tow eye covers.</p> <p><b>Action</b> To overcome this concern, the design and robustness of the tow eye covers has been improved. It is important that the following fitment instructions are followed:-</p> <ol style="list-style-type: none"> <li>1. On the vehicle locate the two Tow Eye Cover location holes (as shown in Photo 1 in attachment)</li> <li>2. Insert the Tow Eye Cover location Lugs (Photo 2) into the location holes (Photo 3)</li> <li>3. Rotate the cover in the downward position (Photo's 3 &amp; 4)</li> <li>4. Fix the locating pegs by pushing up until flush and then turning a quarter turn (Photo's 4 &amp; 5)</li> </ol>

# L494 tow eye cover fitment



# L405 tow eye cover fitment

