



Service Bulletin

File in Section: -

Bulletin No.: P11075

Date: October, 2013

PRELIMINARY INFORMATION

Subject: Locking Fuel Tank Filler Door Not Locking/Unlocking

Models: 2010-2014 Cadillac SRX with RPO N08

Condition/Concern


Some customers may comment that the locking fuel tank filler door does not lock or unlock. This concern may be intermittent.

This condition may be caused by the alignment of the locking pin to the hole in the fuel tank filler door bracket being off center, preventing full engagement of the locking pin.

Recommendation/Instructions


Use the following steps to revise the lock pin engagement hole in the fuel tank filler door assembly:

1. Open the fuel tank filler door.




2. Locate the oval shaped locking pin engagement hole on the inner fuel tank filler door.

3629547




3629551

3. Protect the inside of the fuel tank filler door with masking tape as shown.



3629554

4. Using a paint pen, mark a 2.0 mm area on the fuel tank filler door bracket as shown. Ensure the area that is marked is toward the painted side (outside) of the door.



3629557

5. Using a small round file, remove 2.0 mm from the fuel tank filler door as shown.
6. Remove the masking tape.
7. Verify the locking/unlocking function of the fuel tank filler door.

Warranty Information

For vehicles repaired under warranty, use:

Labor Operation	Description	Labor Time
1080068*	Revise Fuel Tank Filler Door Bracket	0.2 hr
*This is a unique labor operation for bulletin use only. It will not be published in the Labor Time Guide.		