



Service Bulletin

File in Section: -

Bulletin No.: PI0973

Date: May, 2013

PRELIMINARY INFORMATION

Subject: Rub Type Noise Heard with Steering at Full Turn (Steering Stop) While Driving
(Vehicles Equipped with Optional Dealer Installed 19" Wheels Only)

Models: 2013 Cadillac ATS with Dealer Installed 19" Wheel/Tire Package
Condition/Concern

Some customers may comment that after the installation of the 19" accessory wheel and tire package, there is a rubbing noise heard at full turn (steering stop) while driving.



3383042

This condition may be caused by the tire contacting a raised section of the front wheelhouse splash shield.

Recommendation/Instructions


Use the following steps to determine if the updated splash shield is installed on the vehicle and to heat and reshape the splash shield to allow for clearance.

1. Determine if the vehicle is equipped with the updated design wheelhouse shield.



3383085

- **Updated design** (Rib Removed)




3383079

- **Original Design** (Full Length Rib)
 - If the vehicle is equipped with the original design (full length rib), order both the left and right service parts with the updated design. The following steps are performed on the updated part.
2. Remove the left and right wheelhouse splash shields. Refer to Front Wheelhouse Splash Shield Replacement in SI.




3383092

3. Heat the wheelhouse splash shield in a localized area to soften the part for approximately 1 minute (holding 1-2 inches above the part).



3383096

4. Using a bench vise, insert the splash shield as shown and close the jaws on the vise.
Do not go past the rib (1) when inserting the splash shield into the vise. Allow the part to cool in the vise for a few minutes.



3383100

Ensure the ridge is flattened as shown. If not, repeat the above steps.

5. Repeat the procedure on the second splash shield.
6. Reinstall the left and right wheelhouse splash shields. Refer to Front Wheelhouse Splash Shield Replacement in SI.

Parts Information

Part Number	Description
22979284	Shield Wheelhouse (RH RWD)
22979285	Shield Wheelhouse (LH RWD)

Warranty Information

For vehicles repaired under warranty, use:

Labor Operation	Description	Labor Time
1480038*	Heat And Reshape Left and Right Splash Shields To Allow For Clearance (Use this Labor Operation When Installing 19" Accessory Wheels)	0.4 hr
1480028*	Heat And Reshape Left and Right Splash Shields To Allow For Clearance (Use this Labor Operation To Correct Customer Concern)	0.8 hr

*This is a unique labor operation for bulletin use only. It will not be published in the Labor Time Guide.