



Service Bulletin

File in Section: -

Bulletin No.: PI0904

Date: February, 2013

PRELIMINARY INFORMATION

Subject: Windshield Wiper Motor Service Part Update

Models: 2008-2012 Chevrolet Express
2008-2012 GMC Savana

Condition/Concern

When servicing the windshield wiper system on model year 2008-2012 vehicles, the wiper motor is no longer available as a separate service part. The new design motor is included with the windshield wiper system module service part. This module also includes the transmission and linkage components. The windshield wiper system module service part will bolt into the 2008-2012 vehicles with no modification, however the existing electrical connector will not fit the revised motor. The wiring on the vehicle will have to be updated using a new connector kit. This kit includes a new harness (plug) and the necessary connectors.

Recommendation/Instructions


Use the following steps to install the revised windshield wiper system module and to update the wiring connector.

1. Remove the windshield wiper system module. Refer to Windshield Wiper Transmission Replacement in SI. It is not necessary to separate the motor and transmission components because none of the existing components will be reused.




3255935

2. With the wiper motor harness in a serviceable position, remove the wiring harness protective wrap as required to access the wiring.




3255975

3. With the wires exposed, Measure 50 mm (2.0 in) from the connector as shown. Cut all five wires at this location and remove the existing connector.




3255980

4. Remove 10 mm (3/8 in) of wire insulation.
5. Prepare the service harness as follows:




3255983

5.1. Measure 50 mm (2.0 in) from the connector as shown. Cut all five wires at this location.




3255989

5.2. Remove 10 mm (3/8 in) of wire insulation.



3258809

6. Using the supplied butt connectors, make the following connections:
- 1-Low Speed-GREEN
 - 2-Park Ground-BLACK/WHITE
 - 3-Park Signal-YELLOW
 - 4-High Speed-PURPLE
 - 5-Motor Ground- BLACK




3255994

7. Using a heat gun or other appropriate heat source, shrink the insulation material on the butt connectors.



3255996

8. Using a high quality electrical tape, rewrap the harness as shown.
9. Install the replacement windshield wiper system module. Refer to Windshield Wiper Transmission Replacement in SI.



3256000

10. Before installing the air inlet grille panel and wiper arms, ensure the wiring harness is positioned as shown to prevent interference with the moving parts of the windshield wiper system.

Parts Information

Part Number	Description
22858850	Windshield Wiper System Module
13587179	Electrical Connector Kit

Warranty Information

For vehicles repaired under warranty, use:

Labor Operation	Description	Labor Time
B1788	Windshield Wiper Transmission Replacement	0.6 hr

Note: Use up to 0.4 OLH to install the Electrical Connector Kit.