



Service Bulletin

File in Section: -

Bulletin No.: PI0685B

Date: May, 2013


PRELIMINARY INFORMATION

Subject: GM Accessory and Camaro Transformer High Wing Spoiler Center High Mount Stop Lamp (CHMSL) Cracking Around Fasteners

Models: 2010-2013 Chevrolet Camaro (U.S. and Canada Only)

This PI is being revised to remove the WPC information and update the Parts Information.
Please discard PI0685A.

Condition/Concern



2775515

Some customers may comment on the CHMSL developing cracks in the area around the fasteners.

Recommendation/Instructions

DO NOT REPLACE THE SPOILER for this condition.


Replace the CHMSL high mount stop lamp using the following procedure:

1. Use a pick to remove the caps that cover the CHMSL screws.




2775519

2. Remove the screws from the CHMSL. Screws were installed with Loc-Tite. Some amount of force may be necessary to loosen the screws.



2775520

3. Unplug the CHMSL from the wiring harness. Be careful the harness does not slip back into the spoiler.
4. Connect the new CHMSL wiring harness.
5. Install the washers on the new spoiler. We recommend using Butyl to hold the washers in place when installing the CHMSL to spoiler. Tighten to $1.85 \text{ N}\cdot\text{m} \pm 0.15$.



2775524

6. Install caps over the fasteners to complete the repair.

Parts Information

Part Number	Description
92234387	Lamp Asm, High Mount Stop

Warranty Information

For vehicles repaired under warranty, use:

Labor Operation	Description	Labor Time
B6812*	Replace Spoiler CHMSL	0.3 hr

*This is a unique labor operation for bulletin use only. It will not be published in the Labor Time Guide.