



Recall Bulletin



PRODUCT SAFETY RECALL

SUBJECT: Power Seat Wiring Harness Chafing

MODELS: 2013 Chevrolet Malibu
Equipped with 8-Way Power Front Seat Feature (AG1/AG2) and without
Memory Seat Feature (A45)

All involved vehicles that are in dealer inventory must be held and not delivered to customers, dealer traded, or used for demonstration purposes until the repair contained in this bulletin has been performed on the vehicle.

CONDITION

General Motors has decided that a defect, which relates to motor vehicle safety, exists in **certain** 2013 model year Chevrolet Malibu vehicles that are equipped with the 8-way power front seat feature (AG1/AG2) and without the memory seat (A45). The power seat wiring harness may contact the seat frame and chafe the harness. If the harness wears enough to expose the wires, a short circuit could occur. This could cause unintended movement of the seat, the seat to become inoperative, sparking under the seat, flickering lights, smoke, or in rare cases, a fire.

CORRECTION

Dealers are to inspect and, if necessary, repair the wire harness. Dealers are to also inspect for the presence of protective tape and a protective sleeve, and add tape and a protective sleeve to the wire harness as required.

VEHICLES INVOLVED

All involved vehicles are identified by Vehicle Identification Number on the Investigate Vehicle History screen in GM Global Warranty Management system. Dealership service personnel should always check this site to confirm vehicle involvement prior to beginning any required inspections and/or repairs. It is important to routinely use this tool to verify eligibility because not all similar vehicles may be involved regardless of description or option content.

For dealers with involved vehicles, a listing with involved vehicles containing the complete vehicle identification number, customer name, and address information has been prepared and will be provided to dealers through the GM GlobalConnect Recall Reports. Dealers will not have a report available if they have no involved vehicles currently assigned.

The listing may contain customer names and addresses obtained from Motor Vehicle Registration Records. The use of such motor vehicle registration data for any purpose other than follow-up necessary to complete this recall is a violation of law in several states/provinces/countries. Accordingly, you are urged to limit the use of this report to the follow-up necessary to complete this recall.

PART INFORMATION

Parts required to complete this recall are to be obtained from General Motors Customer Care and Aftersales (GMCC&A). Please refer to your “involved vehicles listing” before ordering parts. Normal orders should be placed on a DRO = Daily Replenishment Order. In an emergency situation, parts should be ordered on a CSO = Customer Special Order.

Part Number	Description	Quantity/Vehicle
19257633	PROTECTOR, F/SEAT WRG HARN	1-2 (if req'd)
Obtain Locally	VELCRO TAPE, BLACK, #190984, 25.4 mm (1 in)	50-100 mm (2-4 in)
Obtain Locally	TIE STRAP, GENERAL PURPOSE, 152 mm-203mm (6-8 in)	1


SERVICE PROCEDURE



3642508

Note: On certain 2013 model year Malibu vehicles with the non-memory power seat option, the wiring harness may wear against the seat frame. Inspect the seat wiring harness on vehicles equipped with driver seat RPO AG1-A45 or passenger seat RPO AG2. Wire harness abrasion occurs at the forward, outboard frame on either driver or passenger seat. Refer to the photograph to review the area (1) to examine.

1. Determine if the driver and/or passenger seat must be inspected by reviewing seat RPO information.
2. Remove the driver and/or passenger seat outer recliner finish cover (2). Refer to *Driver or Passenger Seat Outer Recliner Finish Cover Replacement* in SI.




3642534

3. Examine the seat wiring harness (4) to determine if it has a harness protector (1), tie strap (3) and Velcro tape patch (2) on the front edge of the seat frame.
 - If the harness protector, tie strap and Velcro tape patch are present, no further action is required. Install the driver and/or passenger seat outer recliner finish cover. Refer to *Driver or Passenger Seat Outer Recliner Finish Cover Replacement* in SI.
 - If the harness protector, tie strap and Velcro tape patch are NOT present, proceed to step 4.
4. Inspect the seat wire harness wrapping for damage. If the wiring insulation becomes worn or cut through to the conductor a short to the grounded seat frame may occur. Repair wire harness, if necessary. Refer to the appropriate wire repair procedures in SI.




3642530

5. Cut a 25 mm (1 in) piece of Velcro tape. Use the loop side of the tape for the repair.



6. Apply the loop side of the Velcro tape (2) around the seat frame edge (1) as shown in photograph. 'A' portion of photograph shows a seat frame edge without Velcro tape. The 'B' portion of the photograph shows the Velcro tape applied to the seat frame edge.



7. Wrap the protector sleeve (1) round the wire harness (4) in the area that will come in contact with the seat frame edge.
8. Install the tie strap (3) around the wire harness (4) and metal bar to secure the protector.
9. Cycle the front seat height and tilt adjustment 3 full times and inspect afterwards that the reworked area is still intact.
10. Install the driver and/or passenger seat outer recliner finish cover. Refer to *Driver or Passenger Seat Outer Recliner Finish Cover Replacement* in SI.

COURTESY TRANSPORTATION

The General Motors Courtesy Transportation program is intended to minimize customer inconvenience when a vehicle requires a repair that is covered by the New Vehicle Limited Warranties. The availability of courtesy transportation to customers whose vehicles are within the warranty coverage period and involved in a product program is very important in maintaining customer satisfaction. Dealers are to ensure that these customers understand that shuttle service or some other form of courtesy transportation is available and will be provided at no charge. Dealers should refer to the General Motors Service Policies and Procedures Manual for Courtesy Transportation guidelines.

WARRANTY TRANSACTION INFORMATION

Submit a transaction using the table below. All transactions should be submitted as a ZFAT transaction type, unless noted otherwise.

Labor Code	Description	Labor Time	Net Item
9100240	Inspect Seat Harness – No Further Action Req'd Add: Second Seat	0.3 0.2	N/A
9100241	Inspect and Install Tape & Sleeve to Wire Harness (One Seat Only) Add: Repair Wire	0.5 0.3	*
9100242	Inspect and Install Tape & Sleeve to Wire Harness (Both Seats) Add: Repair Wire	0.9 0.6	*

* The amount identified in “Net Item” should represent the actual cost of the Velcro needed to perform the required repairs, not to exceed \$0.40 USD/CAD.

CUSTOMER NOTIFICATION

General Motors will notify customers of this recall on their vehicle (see copy of customer letter included with this bulletin).

DEALER RECALL RESPONSIBILITY – For US (US States, Territories, and Possessions)

It is a violation of Federal law for a dealer to deliver a new motor vehicle or any new or used item of motor vehicle equipment (including a tire) covered by this notification under a sale or lease until the defect or noncompliance is remedied.

The US National Traffic and Motor Vehicle Safety Act provides that each vehicle that is subject to a recall of this type must be adequately repaired within a reasonable time after the customer has tendered it for repair. A failure to repair within sixty days after tender of a vehicle is prima facie evidence of failure to repair within a reasonable time. If the condition is not adequately repaired within a reasonable time, the customer may be entitled to an identical or reasonably equivalent vehicle at no charge or to a refund of the purchase price less a reasonable allowance for depreciation. To avoid having to provide these burdensome remedies, every effort must be made to promptly schedule an appointment with each customer and to repair their vehicle as soon as possible. In the recall notification letters, customers are told how to

contact the US National Highway Traffic Safety Administration if the recall is not completed within a reasonable time.

DEALER RECALL RESPONSIBILITY – All

All unsold new vehicles in dealers' possession and subject to this recall must be held and inspected/repaired per the service procedure of this recall bulletin before customers take possession of these vehicles.

Dealers are to service all vehicles subject to this recall at no charge to customers, regardless of mileage, age of vehicle, or ownership, from this time forward.

Customers who have recently purchased vehicles sold from your vehicle inventory, and for which there is no customer information indicated on the dealer listing, are to be contacted by the dealer. Arrangements are to be made to make the required correction according to the instructions contained in this bulletin. A copy of the customer letter is provided in this bulletin for your use in contacting customers. Recall follow-up cards should not be used for this purpose, since the customer may not as yet have received the notification letter.

In summary, whenever a vehicle subject to this recall enters your vehicle inventory, or is in your dealership for service in the future, you must take the steps necessary to be sure the recall correction has been made before selling or releasing the vehicle.



December 2013

Dear General Motors Customer:

This notice is sent to you in accordance with the requirements of the National Traffic and Motor Vehicle Safety Act.

General Motors has decided that a defect, which relates to motor vehicle safety, exists in certain 2013 model year Chevrolet Malibu vehicles that are equipped with the 8-way power front seat feature and without the memory seat. As a result, GM is conducting a safety recall. We apologize for this inconvenience. However, we are concerned about your safety and continued satisfaction with our products.

I M P O R T A N T

- Your vehicle is involved in safety recall 13342.
- Schedule an appointment with your GM dealer.
- This service will be performed for you at **no charge**.

Why is your vehicle being recalled?

The power seat wiring harness may contact the seat frame and chafe the harness. If the harness wears enough to expose the wires, a short circuit could occur. This could cause unintended movement of the seat, the seat to become inoperative, sparking under the seat, flickering lights, smoke, or possibly a fire.

What will we do?

Your GM dealer will inspect and, if necessary, repair the wire harness. Your dealer will also inspect for the presence of protective tape and a protective sleeve, and add tape and a protective sleeve to the wire harness as required. This service will be performed for you at **no charge**. Because of service scheduling requirements, it is likely that your dealer will need your vehicle longer than the inspection time of approximately 20-30 minutes. If the inspection determines that additional repairs are required, those repairs can take up to 1 hour.

If your vehicle is within the New Vehicle Limited Warranty, your dealer may provide you with shuttle service or some other form of courtesy transportation while your vehicle is at the dealership for this repair. Please refer to your Owner Manual and your dealer for details on courtesy transportation.

What should you do?

You should contact your GM dealer to arrange a service appointment as soon as possible.

Do you have questions?

If you have questions or concerns that your dealer is unable to resolve, please contact the appropriate Customer Assistance Center at the number listed below.

Division	Number	Text Telephones (TTY)
Chevrolet	1-800-222-1020	1-800-833-2438
Guam	65-6267-1752	
Puerto Rico – English	1-800-496-9992	
Puerto Rico – Español	1-800-496-9993	
Virgin Islands	1-800-496-9994	

If after contacting your dealer and the Customer Assistance Center, you are still not satisfied we have done our best to remedy this condition without charge and within a reasonable time, you may wish to write the Administrator, National Highway Traffic Safety Administration, 1200 New Jersey Avenue, SE, Washington, DC 20590, or call the toll-free Vehicle Safety Hotline at 1.888.327.4236 (TTY 1.800.424.9153), or go to <http://www.safercar.gov>. The National Highway Traffic Safety Administration Campaign ID Number for this recall is 13V566.

Federal regulation requires that any vehicle lessor receiving this recall notice must forward a copy of this notice to the lessee within ten days.

Jim Moloney
General Director,
Customer and Relationship Services

GM Recall #13342