

# Enform Apps and Data Services Download and Installation Process

Service  
Category Audio/Visual/Telematics

Section Navigation/Multi Info Display

Market USA

Lexus Supports  
ASE Certification



## Applicability

YEAR(S)	MODEL(S)	ADDITIONAL INFORMATION
2014	IS250, IS350	

## Introduction

A download and installation process is required to activate the Enform™ suite of Apps & Data Services before they are used for the first time on new vehicles. The download and installation process may also need to be performed under other circumstances such as following a head unit replacement or after the customer's personal settings are erased. The download and installation process requires between 3 and 15 minutes to complete, depending on the file size, cellular connection speed, and other factors. Following the download and installation process, small Enform™ App updates may also occur via an over the air update system. Follow the procedure below to perform the download and installation process.

## Warranty Information

OP CODE	DESCRIPTION	TIME	OFF	T1	T2
N/A	Not Applicable to Warranty	—	—	—	—

## Initialization/Update Procedure

### NOTE

An Enform™ compatible phone and an active Enform™ account are necessary to perform installation or updates.

1. Refer to the "Lexus Bluetooth® Compatibility Information" link on the Technical Information System (TIS), under *Diagnostics: Telematics*, to verify phone compatibility.
2. Connect the phone to the vehicle via Bluetooth®. Follow the steps outlined in the "Quick Pairing" instructions on TIS.
3. Open the Enform™ App on the phone and sign in with your dealer Enform™ service troubleshooting license e-mail address and password.

## Enform Apps and Data Services Download and Installation Process


### Initialization/Update Procedure (Continued)

4. Press the *MENU* button.

#### NOTE

Depending on the vehicle, the *Menu* button can be located next to the Remote Touch or on the navigation screen.

Figure 1.



5. Select *LEXUS App Suite*.

Figure 2.

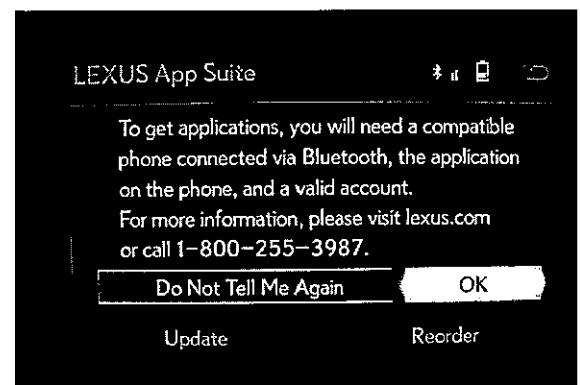


6. Select *OK*.

#### NOTE

A compatible phone connected via Bluetooth®, the Enform application on the phone, and a valid account are required to download and install the Apps.

Figure 3.

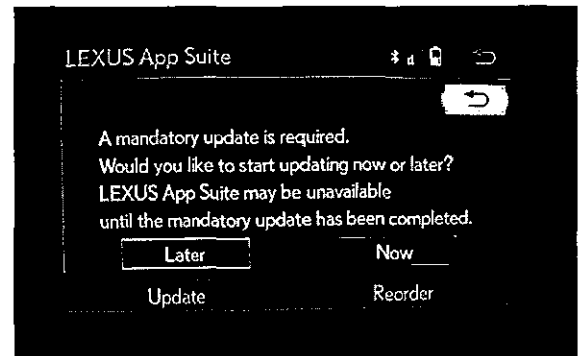


## Enform Apps and Data Services Download and Installation Process

### Initialization/Update Procedure (Continued)


7. Select *Now* to start updating the Apps.

Figure 4.



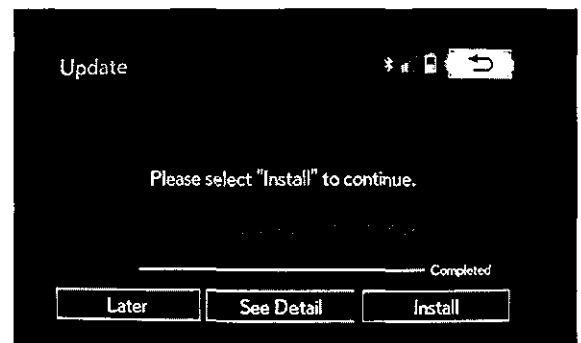
8. A screen will appear indicating the Apps are downloading.

Figure 5.



9. Select *Install* once the Apps have downloaded.

Figure 6.

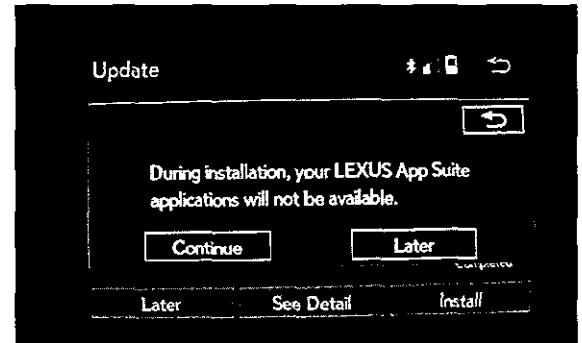


## Enform Apps and Data Services Download and Installation Process

### Initialization/Update Procedure (Continued)


10. Select *Continue* to start the installation of Apps.

Figure 7.




11. A screen will appear indicating the Apps are installing.

Figure 8.



12. Select *OK* once the Apps have installed.

Figure 9.



## Enform Apps and Data Services Download and Installation Process

---

### Initialization/Update Procedure (Continued)

13. Once the update is complete, the available Apps will be listed on the *LEXUS App Suite* screen.

Figure 10.



14. The installation/update is now complete.