

Subject

**Installation of Rubber Body Plugs During PDS**

Market  
USA

Service Category

General

Section

Pre-Delivery Service

Applicability

Avalon - Avalon HV

**APPLICABLE VEHICLES**

2013	Avalon	2013	Avalon HV
------	--------	------	-----------

**CONDITION**

2013 Avalon vehicles are equipped with 2 front and 2 rear torque box holes located in the lower section of the body.

**RECOMMENDATIONS**

The oval-shaped rubber body plugs should be installed in the 4 torque box holes during Pre-Delivery Service (PDS).

Installation of the rubber body plugs reduces cabin noise and prevents moisture from entering the body.

See photos below that show the front/rear locations of the torque box holes with and without the rubber body plugs installed:

Figure 1. Front Tie-Down Location - Before Installation




Figure 2. Front Tie-Down Location - After Installation




Figure 3. Rear Tie-Down Location - Before Installation





Figure 4. Rear Tie-Down Location - After Installation



Subject

**Installation of Rubber Body Plugs During PDS**

Market

**USA**

Applicability

Avalon - Avalon HV

**LINK REFERENCES**

1. [T-SB-0213-12: 2013 Avalon Pre-Delivery Service \(PDS\)](#)