



SB-10054127-5422

Date	Group	No.	Release	Page
10.2013	563	001	1	1(3)

PI0833, Tractor Protection Valve (TPV) Fitting
CHU, CXU, GU

PI0833, Tractor Protection Valve (TPV) Fitting

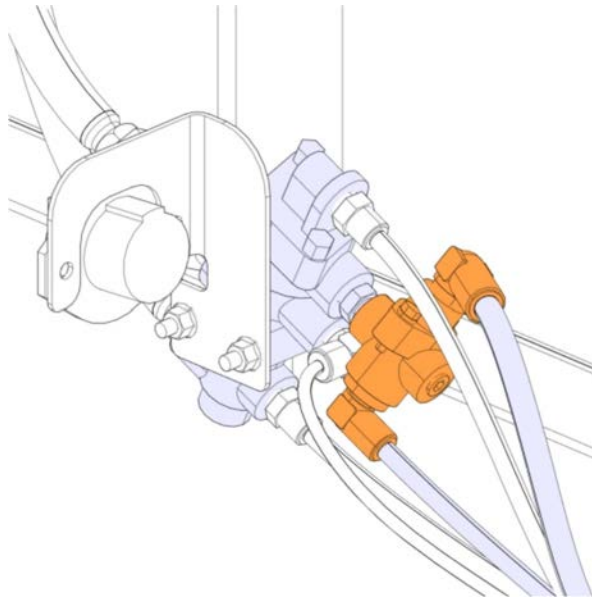
(October 2013)

Some units without hand control valves have been built with a double check valve installed to the TPV. This is a misbuild and the double check valve needs to be removed for proper operation of the trailer brake system. Build date range 1/4/2013 to 6/19/2013.

Repair Procedure

You must read and understand the precautions and guidelines in Service Information, Group 50, "General Safety Practices, Brake and Air Systems" before performing this procedure. If you are not properly trained and certified in this procedure, ask your supervisor for training before you perform it.

- 1 Park the vehicle on a flat level surface, apply the parking brake, and place the shift lever in neutral (manual transmission) or Park (automatic transmission). Turn the ignition key to the OFF position.
- 2 Completely drain the air system.

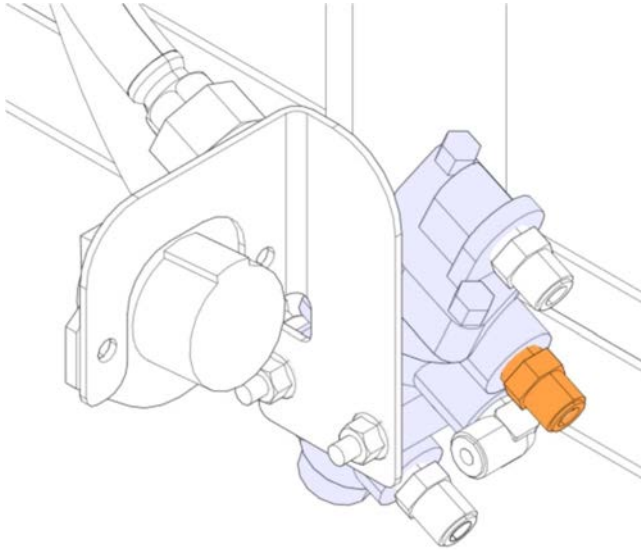


W5084980

- 3 Locate the tractor protection valve (TPV) at the rear of the cab and remove the double check valve (DC-4) from the rear of it.

Note: Discard valve and fittings.

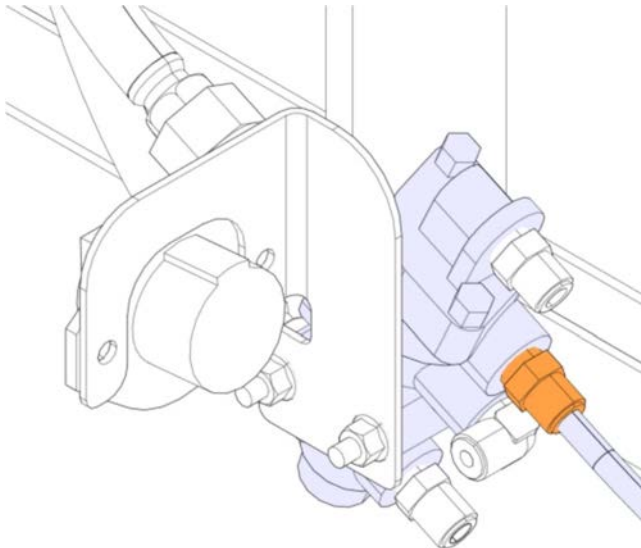
- 4 Tie back or remove smaller 9.5 mm (3/8 in.) airline.
- 5 Remove fitting from TPV and discard.
- 6 Install new fitting 8397724 into the TPV.



W5084981

Note: Use pipe sealant to ensure air tight connection.

- 7 Install the 13 mm (1/2 in.) airline into the new fitting 8397724.



W5084982

- 8 Start the engine and build air pressure until system is completely charged.

Reimbursement

This repair is covered by an authorized Service Program. Reimbursement is obtained via the normal claim handling process.	
Claim Type (used only when uploading from the Dealer Bus. Sys.)	B
Recall Status	
Vehicle inspected, repair not required	1- Inspected OK
Vehicle repaired per instruction	2- Modified per instruction
Labor Code	
Primary Labor Code	5333C-01-96 0.3 hrs
Time to take charge and determine campaign status	101AA-0A-00 — 0.3 hrs.
Causal Part	25110484
Parts Disposition	
Authorization Number	PI0833
Expiration Date	31 OCTOBER 2014