



Crossroads RV
305 Hawpatch Rd.
Topeka, IN 46571
Bulletin # 28

SB-10051997-3286
Technical Service Bulletin
Zinger & Longhorn®

Service Bulletin: 28

Date: February 2, 2013

Issue: 6 Cubic Refrigerator Baffle inspected & installed in the Refer vent compartment

Dear Dealer:

Reason for This Bulletin

Crossroads RV (Crossroads) has decided that certain **33 BH Zinger and Longhorn** brand travel trailers, manufactured by Crossroads, need Inspected to determine if a vent baffle was installed to allow for optimal performance of the refrigerator.

The vehicles subject to this bulletin were manufactured and need to have a Baffle installed per the Manufactures specifications to allow for optimal performance of the refrigerator.

What We Will Do

Crossroads RV, Inc. is providing Bulletin Information and Instructions on the Inspection and Installation of a Venting Baffle to allow proper venting in the refrigerator compartment.

We will also be sending out a **VIN # List of Each unit that was affected in your Inventory**, this will expedite the repairs as this only applies to units with 6 cubic refrigerators.

Please use one of the Following Job Codes and attach a Picture of the top vent compartment inside with your Claim so it can be approved for repair or inspection at no cost to you the Dealer.

1. **7200943K** Baffle Missing From Refer Cab Install -1.00 for each unit.
2. **7200943M** - Baffle Missing From Refer Cab Inspection - 0.25 for each unit

What You Should Do

At your earliest convenience, please have the refer compartments inspected or repaired, we have also sent this letter out to the retail customers to be in contact with their dealerships soon to have this recall completed.


If you have questions concerning this Bulletin or if you need any assistance such as locating a Crossroads authorized dealer or repair facility, please contact the **Crossroads Warranty/Service Department** by mail at Crossroads RV Inc., P.O. BOX 40, Topeka, IN 46571, by email at 'service@crossroadsrv.com', or by phone at 855-226-7496. Please reference **TSB #28** in the *Subject Line*.

Sincerely,


Mark Campbell
Crossroads RV Service Department

Re: Bulletin: #28

33BH Zinger Baffle Install Instructions



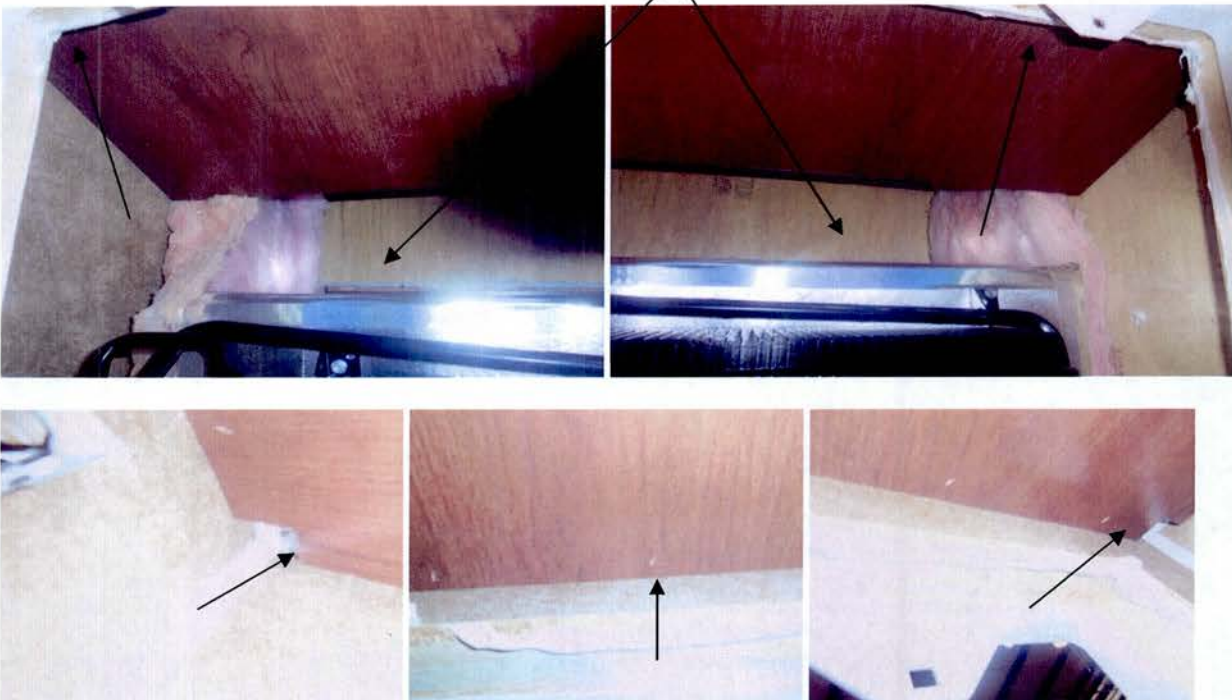
1. A Visual Inspection of the Refer Compartment Should Look like this and have this **Baffle** Installed in the **Top Vent Location** for **Proper Ventilation**.



2. If the Baffle is missing a **10 inch Wide by 27 inches Long Panel** will need to be installed.



3. The Baffle should be **Stapled or Screwed to the Cleat on the Top Interior of the Vent Opening** and **Angled down towards the Back Side of the Refer** to Allow Proper Venting.



4. Once completed, there should be at least **4 Inches of Clearance** between the Baffle Panel and the Refrigerator Top.

