



Service Bulletin

File in Section: -

Bulletin No.: PI0891

Date: January, 2013

PRELIMINARY INFORMATION

Subject: Starter Positive Battery Cable Terminal Contact Repair

Models: 2012-2013 Chevrolet Sonic
Equipped with 1.4L Turbo Engine (RPO LUV)
Built Prior to October 29, 2012


Condition/Concern

The purpose of this PI is to inform the technician that when replacing starter P/N 55576954, the tab on the starter cable needs to be bent 90 degrees inward.

Recommendation/Instructions


Vehicles that are equipped with the original starter and cable just need the starter replaced. Vehicles that have the starter replaced **ONLY** with P/N 55576954 need to bend the tab on the starter cable following the procedure below.

1. Disconnect the negative battery cable. Refer to Battery Negative Cable Disconnection and Connection in SI.
2. Raise and support the vehicle. Refer to Lifting and Jacking the Vehicle in SI.




3136612

3. Locate the starter solenoid (1), positive battery cable terminal (2) and the positive battery cable fastener (3).



3136617

4. Remove the positive battery cable fastener and the positive battery cable terminal (2) from the starter solenoid (1).



3136868

5. Using pliers, bend the positive battery cable terminal tab (2) 90 degrees inward as shown in the illustration above.

Note: **DO NOT** allow the battery positive cable terminal tab to rotate clockwise on the starter solenoid while tightening the battery positive cable terminal faster. Hold the positive battery cable terminal tab down (counterclockwise) while tightening the positive battery cable terminal fastener.

6. Install the positive battery cable terminal and fastener to the starter solenoid.

Tighten

Tighten the positive battery cable terminal fastener to 9 N•m (80 lb in).

7. Lower the vehicle.
8. Connect the negative battery cable.