

SB-10046920-7337SI M17 08 12
Cooling SystemsAugust 2012
Technical Service

PERFORM THE PROCEDURE OUTLINED IN THIS SERVICE INFORMATION ON ALL AFFECTED VEHICLES BEFORE CUSTOMER DELIVERY OR THE NEXT TIME THEY ARE IN THE SHOP FOR MAINTENANCE OR REPAIRS.

SUBJECT**Service Action: Retrofit of the Engine Coolant Temperature Sensor****MODEL**

R55

R56

R57

R58

All with **automatic transmission** and either the N16 or N18 engine**SITUATION**

Internal corrosion could form in the engine coolant temperature sensor. This corrosion leads to internal bridging of the contacts, which can cause an inaccurate engine temperature reading. This false reading could lead to difficulty in the engine starting and/or a "Service Engine Soon" lamp being illuminated.

AFFECTED VEHICLES

This Service Action involves R55, R56, R57 and R58 MINI Cooper/Cooper S vehicles with the N16 or N18 engine which were produced from 8/2010 to 3/2012.


In order to determine whether a specific vehicle has had this Service Action completed or is affected by this Service Action, first check the B-pillar label for code **53**. If code number **53** has been punched out, the campaign has already been performed. If code number **53** has not been punched out, it will be necessary to utilize the "Service Menu" of DCSnet (Dealer Communication System) or the Key Reader. Based on the response of the system, either proceed with the corrective action or take no further action.

PROCEDURE

This procedure requires the replacement of the upper coolant hose with a modified hose that incorporates a new engine temperature sensor. An adapter harness needs to be fitted to the car to utilize this new sensor.


Remove the fresh air intake tube and the intake tube from the air box to the turbo (N18) to gain access to the coolant hose.

Note: This repair procedure involves draining a small quantity of coolant; refill the drained quantity with new MINI Long-term Antifreeze/Coolant (50/50 mixture). Do not reuse the drained coolant.




Remove the coolant hose (1). This hose will not be reused.

Note: Expansion tank was moved to show hose, but does not need to be moved to perform the repair.



N18 engine only! Install spacer P/N 64 53 7 578 707 (1) on the coolant line as shown.

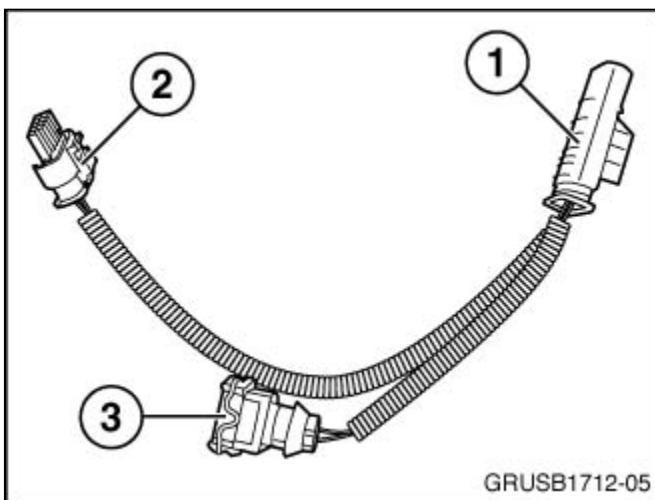
Note: The spacer needs to stay in this position when installing the new coolant hose P/N 17 12 7 647 009 (next step).



Install the new coolant hose with sensor P/N 17 12 7 647 009 (1).



Unplug connector X6279 from the engine thermostat (1).



Plug connector X6279 into the 4-pin male connector (1) of adapter harness P/N 12 51 7 647 200. Insert the 4-pin female connector (2) of the adapter harness into the engine thermostat. Plug the 2-pin female connector (3) from the adapter harness into the engine temperature sensor of hose P/N 17 12 7 647 009.

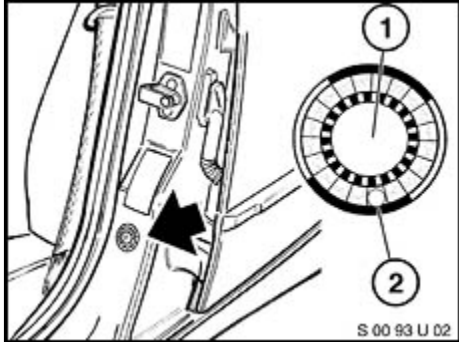


Secure the connector (1) with a cable tie to the engine wiring harness.

Reinstall the intake components and vent/refill the cooling system (Repair Instruction 17 00 039).

PARTS INFORMATION

Part Number	Description	Quantity
12 51 7 647 200	Adapter cable	1
64 53 7 578 707	Spacer (N18 only)	1
17 12 7 647 009	Coolant hose	1
61 13 1 367 599	Cable tie	1

LABEL INSTRUCTIONS

This Service Action has been assigned code number **53**. After the vehicle has been checked and/or corrected, obtain a label (MD20-040) and:

- A. Emboss your MINI dealer warranty number in the middle of the label (1);
- B. Punch out code number **53** (2), printed on the label; and
- C. Affix the label to the B-pillar as shown.

If the vehicle already has a label from a previous Service Action/Recall Campaign, affix the new label next to the old one. Do not affix one label on top of another one because a number from an underlying label could appear in the punched-out hole of the new label.

WARRANTY INFORMATION

The repair described in this bulletin is covered under warranty regardless of time or mileage.

Reimbursement for this Service Action will be via normal claim entry utilizing the following information.

Defect Code:	00 17 56 01 00	
Labor Operation:	Labor Allowance:	Description:
00 60 950	8 FRUs	Replace the coolant line (hose) and connect the adapter cable.
Sublet Code 4	See sublet reimbursement calculation below	Reimbursement for replacing the drained quantity of antifreeze/coolant (bulk container reference P/N 82 14 0 031 133, one gallon container. Do not use this part number for claim submission).

Labor operation code 00 60 950 is a Plus labor operation.

Sublet calculation: MINI antifreeze/coolant (bulk container reference P/N 82 14 0 031 133 only) -- partial refill/used quantity (50/50 mixture) at dealer net plus handling. Enter this material cost in sublet and itemize the amount in the claim comment section.

[MINI, a division of BMW of North America, LLC
Copyright © 2012 BMW of North America, LLC]