



Service Bulletin

File in Section: -

Bulletin No.: PIT5074G

Date: May, 2013

PRELIMINARY INFORMATION

Subject: J-35616-64B Terminal Test Probe And Replacement Terminal

Models: 2013-2014 Buick Encore
2010-2014 Buick LaCrosse
2011-2014 Buick Regal
2012-2014 Buick Verano
2013-2014 Cadillac ATS
2006-2014 Cadillac CTS
2006-2011 Cadillac DTS
2007-2014 Cadillac Escalade Models
2004-2014 Cadillac SRX
2005-2011 Cadillac STS
2013-2014 Cadillac XTS
2007-2014 Chevrolet Avalanche, Suburban, Silverado, Tahoe
2004-2011 Chevrolet Aveo
2005-2010 Chevrolet Cobalt All Models
2011-2014 Chevrolet Cruze
2010-2014 Chevrolet Equinox
2006-2011 Chevrolet HHR
2005-2014 Chevrolet Malibu
2006-2014 Chevrolet Impala
2012-2014 Chevrolet Sonic
2013-2014 Chevrolet Spark
2013-2014 Chevrolet Trax (Canada Only)
2011-2014 Chevrolet Volt
2007-2014 GMC Sierra, Yukon And Denali Models
2010-2014 GMC Terrain
2007-2010 Pontiac G3
2007-2010 Pontiac G5
2005-2010 Pontiac G6
2008-2009 Pontiac G8
2005-2006 Pontiac Pursuit (Canada Only)
2006-2010 Pontiac Solstice
2005-2010 Pontiac Wave (Canada Only)
With Or Without Any Of The Following DTCs: U0073 U0100 U0101 U0102 U0106 U0109
U0121 U0122 U0132 U0137 U0140 U0151 U0155 U0159 U0164 U0168 U0184 U0198
U0199 U0200 U0214 U2100

This PI was superseded to update the model list. Please discard PIT5074F.


The following diagnosis might be helpful if the vehicle exhibits the symptom(s) described in this PI.

When diagnosing an intermittent electrical concern, terminal tension is one of the main culprits, especially when working with very small terminals. More and more modules are using small .64 series terminals and when checking terminal tension it is important to use the correct test probe. The J-35616-64B is the latest test probe released for checking tension or probing the .64 series terminals. See pic below.

Note: Always refer to the Connector End View in Service Information for the latest information on determining the correct test probe to use.

If the terminal end of the J-35616-64B is bent, damaged, worn or broken it should not be used and a replacement test probe or terminal should be obtained from GM Tools at 1-800-468-6657. The test probe terminal has been released in the terminal repair kit (J-38125-620H) located in Lear Tray 7 part number 963716-2, shown below (Note: When calling Kent-Moore to order terminal 963716-2, the actual part number is 963716-2PKG since they are only sold as a pack). This terminal may also be used to make jumper wires; example: to jumper the High Speed LAN circuits together in order to bypass a module for testing only. Use crimping tool J-38125-641 and jaw "H" for 22ga wire, "J" for 20 ga wire, or "K" for 18 ga.

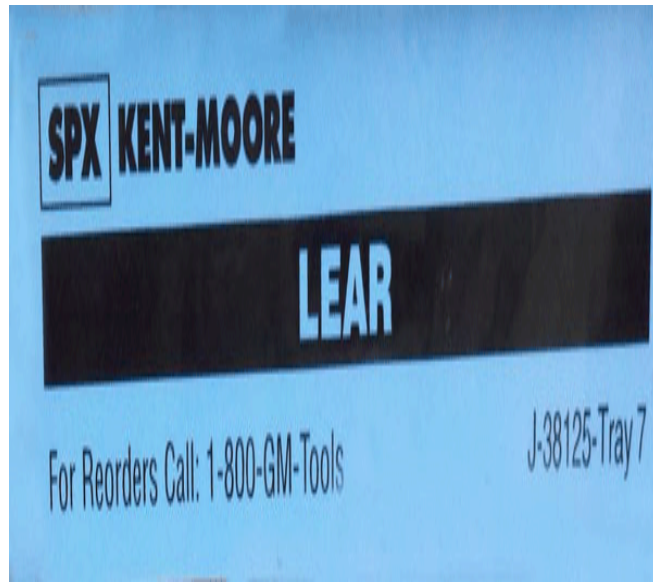
If you cannot locate the Terminals in your terminal kit "Tray 7," your kit is not up to date, and Kent tools will need to be contacted so your kit can be updated. See photos below:




2596949



2596954



2698913



2698910

Warranty Information

For wiring repairs covered under warranty, please refer to latest version of bulletin 10-00-89-005 for warranty information on wire/connector repairs.

Please follow this diagnostic or repair process thoroughly and complete each step. If the condition exhibited is resolved without completing every step, the remaining steps do not need to be performed.