



Technical Bulletin

Model(s)	Year	Engine Code	Trans. Code	VIN Range From	VIN Range To
Jetta, Jetta SportWagen, Golf, Golf Wagon, Passat, Beetle, Beetle Convertible	2011-2013	2.5L (CBTA, CBUA)	All	All	All

Condition

01 13 16 June 7, 2013 2034046

Update Programming of ECM for Concerns of a Bump Sensation after Coming to a Stop



Tip:

This software update also includes modifications for Idle control system diagnostic strategy and DMTL system diagnostic strategy.



Note:

The supplied software is not associated with stalling, lunging, or other performance issues.

If the ECM fault memory contains faults, these faults **must** be addressed before performing this Technical Bulletin.

If no fault codes are found in the ECM fault memory: **DO NOT** diagnose or replace any components for this concern **before** performing the update function as explained in this bulletin.

Technical Background

Current ECM programming may cause a bump after coming to a stop, which may be felt through the chassis of the vehicle. This concern is caused by the engine torque being slightly high when the transmission goes into Neutral Control. Neutral Control is designed to reduce load on the engine during idle, in order to decrease emissions. If the engine is still producing torque during the time the transmission goes into Neutral Control, there will be a bump caused by the power disconnect. The concern is more likely to occur when the engine is under higher load at idle, for example, if running the Air Conditioning or under high electrical loads.

The concern as described may be difficult to reproduce.

Production Solution

Improved software.

Technical Bulletin

Service

Update-Programming Procedure:



Tip:

To Update-Programming using SVM, **review and follow** instructions in **Technical Bulletin Instance 2014603** "Software Version Management".

The SVM Process must be completed in its entirety so the database receives the update confirmation response.



Note:

Prior to launching VAS-PC application and starting control module update process, confirm tester screen saver and power settings in accordance with Special Tools and Equipment - Service Information Circular # VSE-08-18. Failure to do so may result in the tester entering power save mode during data transfer, and subsequent control module failure.

When using a VAS 6150/5051B or VAS 5052A tester in conjunction with a VAS 5054A wireless transmitter head for a flash procedure, please connect a USB cable between the transmitter head and the tester. Failure to do so may lead to errors during the flash procedure.

- Update the Engine Control Module using the SVM Unit code as listed in the table below:

Model	Engine	Old Software Part No.	Old Software Version	New Software Part No.	New Software Version (or higher)	SVM Unit Code
Beetle, Beetle Convertible	CBUA	07K 906 055 CQ	All	07K 906 055 CQ	4729	3723
Beetle, Beetle Convertible	CBUA	07K 906 055 DB	All	07K 906 055 DB	4730	3723
Beetle, Beetle Convertible	CBUA	07K 906 055 E	All	07K 906 055 E	4745	3723
Beetle, Beetle Convertible	CBUA	07K 906 055 D	All	07K 906 055 D	4746	3723
Beetle, Beetle Convertible	CBTA	07K 906 055 DF	All	07K 906 055 DF	4737	3723
Beetle, Beetle Convertible	CBTA	07K 906 055 DE	All	07K 906 055 DE	4738	3723



Technical Bulletin

Beetle, Beetle Convertible	CBTA	07K 906 055 C	All	07K 906 055 DF	4737	3723
Beetle, Beetle Convertible	CBTA	07K 906 055 B	All	07K 906 055 DE	4738	3723
Golf, Jetta SportWagen, Golf Wagon	CBUA	07K 906 055 DA	All	07K 906 055 DA	4731	3723
Golf, Jetta SportWagen, Golf Wagon	CBUA	07K 906 055 CT	All	07K 906 055 CT	4732	3723
Golf, Jetta SportWagen, Golf Wagon	CBUA	07K 906 055 BE	All	07K 906 055 DA	4731	3723
Golf, Jetta SportWagen, Golf Wagon	CBUA	07K 906 055 BD	All	07K 906 055 CT	4732	3723
Golf, Jetta SportWagen, Golf Wagon	CBUA	07K 906 055 CL	All	07K 906 055 CL	4747	3723
Golf, Jetta SportWagen, Golf Wagon	CBUA	07K 906 055 CK	All	07K 906 055 CK	4748	3723
Golf, Jetta SportWagen, Golf Wagon	CBTA	07K 906 055 DH	All	07K 906 055 DH	4739	3723
Golf, Jetta SportWagen, Golf Wagon	CBTA	07K 906 055 DG	All	07K 906 055 DG	4740	3723
Golf, Jetta SportWagen, Golf Wagon	CBTA	07K 906 055 BC	All	07K 906 055 DH	4739	3723
Golf, Jetta SportWagen, Golf Wagon	CBTA	07K 906 055 BB	All	07K 906 055 DG	4740	3723




Technical Bulletin

Jetta	CBUA	07K 906 055 CP	All	07K 906 055 CP	4725	3723
Jetta	CBUA	07K 906 055 CN	All	07K 906 055 CN	4726	3723
Jetta	CBUA	07K 906 055 G	All	07K 906 055 CP	4725	3723
Jetta	CBUA	07K 906 055 F	All	07K 906 055 CN	4726	3723
Jetta	CBUA	07K 906 055 CJ	All	07K 906 055 CJ	4741	3723
Jetta	CBUA	07K 906 055 CH	All	07K 906 055 CH	4742	3723
Jetta	CBTA	07K 906 055 DK	All	07K 906 055 DK	4733	3723
Jetta	CBTA	07K 906 055 DJ	All	07K 906 055 DJ	4734	3723
Jetta	CBTA	07K 906 055 A	All	07K 906 055 DK	4733	3723
Jetta	CBTA	07K 906 055	All	07K 906 055 DJ	4734	3723
Passat	CBUA	07K 906 055 CR	All	07K 906 055 CR	4727	3723
Passat	CBUA	07K 906 055 CS	All	07K 906 055 CS	4728	3723
Passat	CBUA	07K 906 055 AL	All	07K 906 055 AL	4743	3723
Passat	CBUA	07K 906 055 AK	All	07K 906 055 AK	4744	3723
Passat	CBTA	07K 906 055 AN	All	07K 906 055 DD	4735	3723
Passat	CBTA	07K 906 055 AM	All	07K 906 055 DC	4736	3723
Passat	CBTA	07K 906 055 DD	All	07K 906 055 DD	4735	3723
Passat	CBTA	07K 906 055 DC	All	07K 906 055 DC	4736	3723


The procedure can be found in GFF under Functions/ Component Selection, Software Version Management, Adapting Software.

Technical Bulletin

 **WARNING:**

Radiator Fan(s) may cycle ON high speed during the Update Process! There is a risk that personal injury may result if contact is made with spinning fan blades.

Keep hands and all objects away from Radiator Fan(s) during Update Process!

 **Tip:**

The SVM Process must be completed in its entirety so the database receives the update confirmation response. A warranty claim may not be reimbursed if there is no confirmation response to support the claim or action is carried out that is not explicitly stated in the Technical Bulletin.

Ensure attached ECM/TCM Tuning Form has been completed and signed by customer as required in SVM Technical Bulletin Instance 2014603.

Warranty

To determine if this procedure is covered under Warranty, always refer to the Warranty Policies and Procedures Manual ¹⁾					
Model(s)	Year(s)	Eng. Code(s)	Trans. Code(s)	VIN Range From	VIN Range To
Jetta, Passat, Golf, Jetta SportWagen, Golf Wagon, Beetle, Beetle Convertible	2011-2013	2.5L (CBTA, CBUA)	All	All	All
SAGA Coding					
Claim Type:	Use applicable Claim Type ¹⁾				
Service Number:	Damage Code	HST	Damage Location (Depends on Service No.)		
2470	0039	--	Use applicable when indicated in ElsaWeb (L/R)		
Parts Manufacturer	Golf			WVO ²⁾	
	Jetta, Beetle, Beetle Convertible, Jetta SportWagen, Golf Wagon			3ME ²⁾	



Technical Bulletin

	Passat	TX6 ²⁾
Labor Operation ³⁾ : Charge Battery	27068950 = 10 TU	
Labor Operation ³⁾ : Update Programming	24702599 = 40 TU	
Causal Part: Select Labor Operation	24702599	
Diagnostic Time ⁴⁾		
GFF Time expenditure	01500000 = 00 TU max.	NO
Road Test	01210002 = 00 TU 01210004 = 00 TU	NO
Technical Diagnosis	01320000 = 00 TU max.	NO
Claim Comment: Input "As per Technical Bulletin 2034046" in comment section of Warranty Claim.		
¹⁾ Vehicle may be outside any Warranty in which case this Technical Bulletin is informational only ²⁾ Code per warranty vendor code policy. ³⁾ Labor Time Units (TUs) are subject to change with ELSA updates. ⁴⁾ Documentation required per Warranty Policy Procedures Manual.		

Required Parts and Tools

No Special Parts required.

Tool Description	Tool No:
Midtronics Battery Tester/Charger	InCharge 940 (INC-940)
VAS Diagnostic Tool	VAS 5051B, VAS 5052A, VAS 6150/X & VAS 6160/-VPC with: VAS-PC Base V19.01.01 and current version Brand disc ODIS Service V1.1.3 or higher



Technical Bulletin

Additional Information


All part and service references provided in this Technical Bulletin are subject to change and/or removal. Always check with your Parts Dept. and Repair Manuals for the latest information.



**OWNER INFORMATION ABOUT CONTROL MODULE TUNING*
ACKNOWLEDGEMENT AND AUTHORIZATION FOR
REPROGRAMMING (REFLASHING) OF CONTROL MODULE(S)**

*) "TUNING" is described as the addition of or modification of any component which causes a Volkswagen vehicle to perform outside the normal parameters and specifications approved by Volkswagen Group of America / Volkswagen Group Canada.

Date: _____
Dealer Number: _____
Vehicle Identification Number: _____
Repair Order Number: _____



Dealer stamp

I _____, owner or driver of the above identified Volkswagen, confirm:

- "Tuning" as described above (especially power increasing modifications) has NOT been performed on my vehicle.
- "Tuning" as described above has been performed on my vehicle and the following components were modified or installed:

TUNING was performed by (Please provide Company name and telephone number, if you wish us to contact them):

I understand that if my Control Module is determined to have been tuned, any damage caused by the tuning of the Control Module (including adverse emissions consequences) will not be covered by VWGoA / VGC warranties.

I am permitting an authorized Volkswagen Dealer to reflash (update) my Control Module, and by doing so, I understand that this process will automatically overwrite (destroy) and permanently delete any tuning program that was previously installed on the Control Module of my Volkswagen vehicle.

By signing below, I fully acknowledge and understand that the tuning program will not be restored and VWGoA / VGC, will not be liable in any way for the loss of tuning data.

Signature of Customer