

Service Information

Special Tools and Equipment

Number: ATE-13-20

Subject: Audi A3 Minimum Required Tool Package
Shipment AT-355

Date: December 04, 2013

Supersedes AT-13-19 dated November 21, 2013 due to addition of tool 10-222A/31A and T10530.

Audi of America is pleased to inform you of the release and automatic delivery of Required Special Tools which are used on the new Audi A3 MY 2015 vehicles.

Starting December 09, 2013, every Audi dealer will be shipped one AT-355 Special Tool Package, Freight F.O.B. Snap-On OEM and invoiced directly by the Audi Special Tools Program (Snap-On Business Solutions - SBS).

For dealers that wish to order additional AT-355 Special Tool Packages, please notify the Audi Tools and Equipment program by contacting us at 800-892-9650. Additional orders will be filled with remaining stock in the order received.



Note: The below tool packages include special tool T40150 Engine Support Bracket. Audi Exclusive R8 dealers and Audi dual R8 dealers that already have T40150 tool will not be shipped another!

Shipping and billing inquiries should be directed to the Audi Tools and Equipment program @ (800-892-9650).

<u>Franchise Type</u>	<u>Package Qty</u>	<u>Dealer Price USA</u>	<u>Dealer Price Canada</u>
Audi Exclusive	37 Tools	\$4,461.50	\$4,557.30*
Audi/VW Dual	32 Tools	\$3,631.50	\$3,727.30*




Note * Canadian prices are subject to change. USD to CAD conversion will be calculated at time of invoicing at the current rate. Canadian pricing also accounts for importation costs from US to Canada.

Service Information




<p>10-222A/31A Support Bracket</p> <p>Application: To support engine in installation position when removing or installing gearbox.</p> <p>Audi A3 2013></p> <ul style="list-style-type: none"> 6-speed dual clutch gearbox 0D9 <p>Audi Exclusive</p>	<p>10</p>	
<p>T10172/11 Adapter</p> <p>Application: Used to hold camshaft belt pulley when servicing the TDI engine.</p> <p>Type / model: Audi A3 2013 > Assembly group: 4-cyl. Common rail (2.0 l, 4V, turbocharger) Storage recommendation: Tool, storage box for adapters T10172/1 to T10172/11.</p> <p>Audi Exclusive, Audi/VW Dual</p>	<p>15</p>	






Service Information

<p>T10352/2 Assembly Tool</p> <p>Application: Used for removal and installation of camshaft control valve on 1.8 and 2.0 Generation III TFSI engine.</p> <p>Type / model: Audi A3 2013 ></p> <p>Assembly group: 4-cyl. 1.8l, 2.0l 4V TFSI direct injection engine (generation III)</p> <p>Audi Exclusive, Audi/VW Dual</p>	<p>15</p>	
<p>T10353/1 Seal Installer, Intermediate Shaft</p> <p>Used to install intermediate shaft seal on 1.8 and 2.0 Generation III TFSI engine.</p> <p>Type / model: Audi A3 2013 ></p> <p>Audi Exclusive, Audi/VW Dual</p>	<p>13</p>	
<p>T10359/2 Pin</p> <p>Used for removal and installation of engine. Used in conjunction with VAG1383A to remove and install engine on vehicles equipped with 1.8 and 2.0 liter Generation III TFSI engine. Special tool T10359/2 is used in conjunction with engine support T10359, a securing element of gearbox support 3282 and engine and gearbox jack V.A.G 1383 A.</p> <p>Type / model: Audi A3 2013 ></p> <p>Audi Exclusive</p>	<p>10</p>	




Service Information

<p>T10359/3 Adapter</p> <p>Application: Removal and installation of engine in conjunction with engine support T10359 and engine gearbox jack V.A.G 1383 A.</p> <p>Type / model: Audi A3 2013 > Assembly group: 4-cyl. 1.8 I TFSI direct injection engine (generation III)</p> <p>Audi Exclusive, Audi/VW Dual</p>	<p>10</p>	
<p>T10415 Puller</p> <p>Used for removal of injectors (magnetic-injectors) on Audi A3 2013> with 2.0 liter TDI common rail engine.</p> <p>Audi Exclusive</p>	<p>23</p>	
<p>T10486A Assembly Tool, Sub-frame alignment</p> <p>Used to keep alignment of the sub-frame during reassembly.</p> <p>Audi A3 2013 > Running gear, axles, steering</p> <p>Audi Exclusive, Audi/VW Dual</p>	<p>40</p>	


Service Information

<p>T10489 Puller</p> <p>Used for remove the high-pressure pump sprocket on 2.0l TDI common rail engine.</p> <p>Audi A3 2013 ></p> <p>Audi Exclusive, Audi/VW Dual</p>	<p>23</p>	
<p>T10490 Crankshaft Lock</p> <p>Used to lock crankshaft at TDC when servicing the 1.8 and 2.0 liter Generation III TFSI engine.</p> <p>Audi A3 2013 ></p> <p>Audi Exclusive, Audi/VW Dual</p>	<p>15</p>	
<p>T10491 22 mm socket</p> <p>Used to remove and install the oxygen sensor on the 2.0 liter TDI common rail engine.</p> <p>Audi A3 2013 ></p> <p>Audi Exclusive, Audi/VW Dual</p>	<p>23</p>	


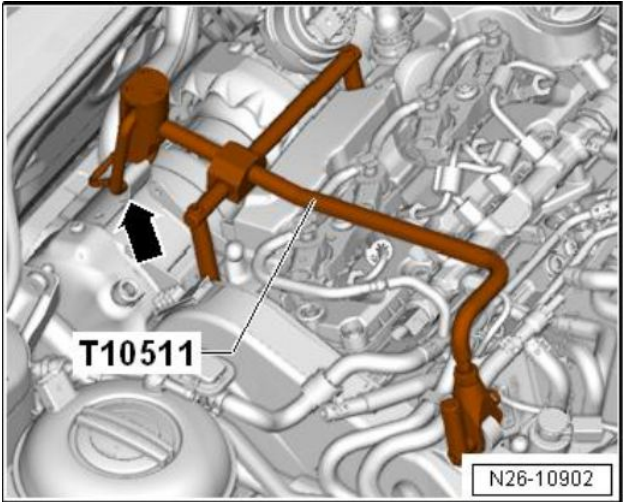

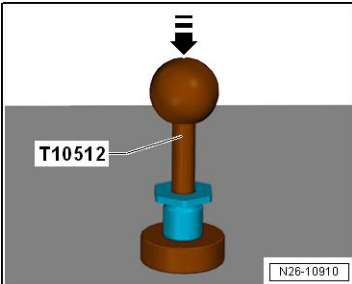
Service Information

<p>T10492 Locking Pin</p> <p>Used to lock the high pressure pump on the 2.0 liter TDI common rail engine during removal/installation of the high pressure pump or timing belt.</p> <p>Audi A3 2013 ></p> <p>Audi Exclusive, Audi/VW Dual</p>	<p>15</p>	
<p>T10493 Assembly tool</p> <p>Used to remove and install camshaft seal on 2.0 liter TDI common rail engine.</p> <p>Audi A3 2013 ></p> <p>Audi Exclusive, Audi/VW Dual</p>	<p>15</p>	
<p>T10497 Engine Support</p> <p>Used in conjunction with VAG1383A gearbox jack to remove and install 2.0 liter TDI common rail engine .</p> <p>Audi A3 2013></p> <p>Audi Exclusive</p>	<p>10</p>	

Service Information

<p>T10501 Socket Bit XZN 10</p> <p>Used to remove and install the intake manifold of the 2.0 liter common rail engine.</p> <p>Audi A3 2013></p> <p>Audi Exclusive, Audi/VW Dual</p>	<p>23</p>	
<p>T10502 Press piece</p> <p>Used for installation of protective cap on brake caliper housing (15" brakes).</p> <p>Audi A3 2013></p> <p>Audi Exclusive, Audi/VW Dual</p>	<p>47</p>	
<p>T10503 7 mm bit</p> <p>Used for removal and installation of brake caliper in conjunction with bit insert reversible ratchet VAS 6784.</p> <p>Audi A3 2013></p> <p>Audi Exclusive, Audi/VW Dual</p>	<p>46</p>	




Service Information

<p>T10511 Assembly Aid</p> <p>Used for removal and installation of the diesel particulate filter (DPF) on the 2.0 liter TDI common rail engine.</p> <p>Audi A3 2013></p> <p>Audi Exclusive, Audi/VW Dual</p>	<p>26</p>	 
<p>T10512 Calibration Tool</p> <p>Used to position the self-adjusting nuts when installing the exhaust purification module on the 2.0 liter TDI common rail engine.</p> <p>Audi A3 2013></p> <p>Audi Exclusive, Audi/VW Dual</p>	<p>26</p>	 



Service Information

<p>T10530 Ignition Coil Puller Used for removing pencil-type ignition coil.</p> <p>4-cyl. direct injection EA888 engine (2.0l engine, 4V, turbocharger, chain drive, Generation III)</p> <p>Audi A3 2013></p> <p>Audi Exclusive</p>	<p>28</p>	
<p>T40038/17 Template Used for adjustment of doors.</p> <p>Audi A3 2013 ></p> <p>Audi Exclusive, Audi/VW Dual</p>	<p>58</p>	
<p>T40093/3-5 Adapter Used for Supporting engine on front end for various repairs on engine and gearbox.</p> <p>Audi A3 2013></p> <p>Audi Exclusive, Audi/VW Dual</p>	<p>34</p>	



Service Information

<p>T40150 Engine Support Bracket</p> <p>Used for supporting engine. Audi A3 2013></p> <p>Important Note: Already Minimum Requirement for all Audi R8 Certified and Service Points! AT-270 USA R8 shipment AT-273 Canada R8 shipment Audi Exclusive and Dual dealers that already have T40150 will not be shipped another tool!</p> <p>Audi Exclusive, Audi/VW Dual</p>	<p>15</p>	
<p>T40265 Locking Tool</p> <p>Used to lock oil pump chain tensioner on 1.8 and 2.0 Generation III TFSI engine.</p> <p>Audi A3 2013 ></p> <p>Audi Exclusive, Audi/VW Dual</p>	<p>17</p>	
<p>T40266 Adapter</p> <p>Used to rotate and hold camshaft on the 1.8 and 2.0 liter Generation III TFSI engine.</p> <p>Audi A3 2012 ></p> <p>Audi Exclusive, Audi/VW Dual</p>	<p>15</p>	



Service Information

<p>T40279 8 mm counterhold</p> <p>Used for removal and installation of upper mounting for shock absorber on rear axle.</p> <p>Audi A3 2013 > Running gear, front and all-wheel drive</p> <p>Audi Exclusive, Audi/VW Dual</p>	<p>42</p>	
<p>T40290 Setting Gauge</p> <p>For locking the wastegate during adjustment work on the charge pressure electric actuator of the exhaust turbocharger.</p> <p>Audi Exclusive, Audi/VW Dual</p>	<p>21</p>	

Service Information

<p>T40280 Removal Tool</p> <p>Used for removal of Omega clips.</p> <p>Type / model: Various Audi models Assembly group: General body repairs, interior</p> <p>Reference: For example: Audi A3 2013 > General body repairs, interior</p> <p>Audi Exclusive, Audi/VW Dual</p>	<p>70</p>	
<p>VAG1598/58 ESP/EPB test lead</p> <p>The test lead is used for system diagnosis via guided fault finding (GFF). A detailed description of the application can be obtained from the GFF process. Initial use: Audi A3 2013 ></p> <p>Warranty 24 months</p> <p>Manufacturer TKR Spezialwerkzeuge GmbH</p> <p>ASE 441 095 00 000</p> <p>Audi Exclusive, Audi/VW Dual</p>	<p>GFF</p>	

Service Information


<p>VAS6338/38 Adapter</p> <p>The adapter is described in the respective workshop manuals and is used for all new MQB-based vehicles (modular transverse matrix) to flush the air conditioning system.</p> <p>Warranty 24 months</p> <p>Audi Exclusive, Audi/VW Dual</p>	<p>87</p>	
<p>VAS6550 Pressure Tester</p> <p>The pressure tester VAS 6550 is required for testing the fuel pump on petrol engines. The application is described in the relevant workshop manual.</p> <p>Technical data</p> <p>Version: Digital pressure gauge with ACTUAL, MIN and MAX display Bar graph with 33 segments (drag indicator function) Input: Quality grade 0.5 (0...60bar) Increments 0.1 bar Pressure connection: 1/2" BSPP ISO 1179-2 (pressure gauge connection EN 837) Stainless steel 1.4404 Power supply: Battery 2x1.5 VDC AA (LR6-AA) alkaline (Mignon) Battery service life = 1500 h Casing: Diameter = 79 mm, T = 33 mm Zinc pressure cast with rubber protective sleeve TPE Connection to VAS tester:</p>	<p>24,20</p>	





Service Information

<p>via universal connection lead VAS 5051/66, ASE 405 088 00 000 Display: 4 1/2 digit LCD in bar Change between unit of measurement in menu (bar, PSI, mba, Kpa, Mpas)</p> <p>Items supplied</p> <p>In storage case: Pressure tester Hose 6550/1 Hose 6550/2 Adapter set VAS 6550/3</p> <p>Recommended accessories</p> <p>Connection lead VAS 5051/66, ASE 405 088 00 000</p> <p>Warranty</p> <p>24 months</p> <p>ASE 404 600 00 000</p> <p>Audi A3 2013> Audi A6 2012> CAEB engine</p> <p>Audi Exclusive</p>		
--	--	--


Service Information

<p>VAS6550/4 Pressure regulator valve</p> <p>The pressure regulator valve VAS 6550/4 is required in conjunction with pressure tester VAS 6550 for checking the delivery rate of the fuel pump. The application is described in the relevant workshop manual.</p> <p>Initial use: Audi A3 2013></p> <p>Identifying color: Pressure regulating valve with black housing</p> <p>Warranty 24 months</p> <p>Manufacturer Autotestgeräte Leitenberger GmbH</p> <p>Audi Exclusive, Audi/VW Dual</p>	<p>20</p>	
---	-----------	--

Service Information


<p>VAS6551/6 Pressure regulator valve</p> <p>The pressure regulator valve VAS 6551/6 is required in conjunction with pressure tester VAS 6551 for checking the delivery rate of the fuel pump. The application is described in the relevant workshop manual.</p> <p>Audi A3 2013></p> <p>Identifying color: Pressure regulating valve with blue housing</p> <p>Warranty 24 months</p> <p>Manufacturer Autotestgeräte Leitenberger GmbH</p> <p>Audi Exclusive, Audi/VW Dual</p>	<p>20</p>	
<p>VAS6778 Optical control unit</p> <p>With the replacement "MOST 150" optical control unit, it is possible to check and find faults in fiber optic cables. (Localization of defective control units in optical BUS.)</p> <p>Initial use: Infotainment system, Audi A3 2013 >.</p> <p>Warranty 24 months</p> <p>Audi Exclusive, Audi/VW Dual</p>		

Service Information

<p>VAS6779 Assembly device</p> <p>40</p> <p>The assembly device VAS 6779 is required for removal and installation of the 2-part bonded rubber bush during repair of the sub frame and is used in conjunction with hydraulic press VAS 6178.</p> <p>The assembly device is supplied in a plastic case.</p> <p>Items supplied:</p> <ul style="list-style-type: none"> Thrust piece - VAS 6779/1 Threaded rod - VAS 6779/2 Hexagon nut - VAS 6779/3 Tube - VAS 6779/4 Thrust piece - VAS 6779/5 Funnel - VAS 6779/6 Counter hold - VAS 6779/7 Incremental ring - VAS 6779/8 Thrust piece - VAS 6779/9 Support ring - VAS 6779/10 Plastic case inc. insert <p>Audi A3 2013 ></p> <p>Warranty 24 months</p> <p>Audi Exclusive, Audi/VW Dual</p>	<p>40</p>	
---	-----------	--



Service Information

<p>VAS6784 Ratchet insert VAS 6784</p> <p>46</p> <p>The VAS 6784 is used in conjunction with the wrench VAG 1331 and special tool T10503.</p> <p>- For holding bits - Initial use: For removing and installing brake caliper on Audi A3, Golf 7- In conjunction with special tool T10503</p> <p>Design and features: Die-forged Chrome vanadium Surface: chrome-plated</p> <p>Technical data: Drive: 6.3 (1/4 inch) Length: 46.5mm Drive 9x12</p> <p>Warranty 24 months</p> <p>Manufacturer Hazet factory</p> <p>Audi Exclusive, Audi/VW Dual</p>	<p>46</p>	
---	-----------	--



Service Information

<p>VAS6811 Cleaning Set</p> <p>The cleaning set VAS 6811 serves to clean the injector slots in the cylinder head of diesel engines. The process is described in the respective workshop manuals.</p> <p>Items supplied: Cleaning set VAS 6811 in plastic case with hard foam insert for all items, including operating instructions. Contents: Qty. 2 x VAS 6811/1 bars, length 210mm, M6x15mm Qty. 1 x VAS 6811/2 screw-in tool, inc. 1 x CR (common rail) bung + UI (unit injector) bung respectively Qty. 7 x VAS 6811/3 CR bungs Qty. 7 x VAS 6811/4 UI bungs Qty. 1 x VAS 6811/5 blow-out funnel, 90mm, CR Qty. 1 x VAS 6811/6 blow-out funnel, 90mm UI Qty. 2 x VAS 6811/7 end brushes 20x15mm, M6x15mm, inc. brass sleeve Qty. 2 x VAS 6811/8 pipe brushes 20x100mm, M6x10mm Qty. 9 x VAS 6811/9 CR felt burnisher, 60mm, M6x20mm Qty. 9 x VAS 6811/10 UI felt burnisher, 60mm, M6x20mm Qty. 1 x VAS 6811/11 protective goggles Qty. 10 x VAS 6811/12 CR O-rings 5x1,6mm Qty. 10 x VAS 6811/13 UI O-rings 5x1,75mm</p> <p>Replacement parts: CR bung VAS 6811/3 ASE 404 036 00 000</p> <p>UI bung VAS 6811/4 ASE 404 037 00 000</p> <p>End brush VAS 6811/7 ASE 404 038 00 000</p> <p>Pipe brush VAS 6811/8 ASE 404 039 00 000</p>	<p>15</p>	
--	-----------	--

Service Information

<p>CR felt burnisher VAS 6811/9 ASE 404 040 00 000</p> <p>UI felt burnisher VAS 6811/10 ASE 404 041 00 000</p> <p>CR O-ring VAS 6811/12 ASE 404 042 00 000</p> <p>UI O-ring VAS 6811/13 ASE 404 043 00 000</p> <p>Warranty 24 months</p> <p>Manufacturer Wenzel GmbH</p> <p>ASE 404 035 00 000</p> <p>Audi Exclusive, Audi/VW Dual</p>		
---	--	--