

Subject

Rear Seat Entertainment Parental Control Password Reset/Initialization

Market

USA

Service Category

Audio/Visual/Telematics

Section

Audio/Video

Applicability

2001-2011 MY w/ Rear Seat Entertainment

APPLICABLE VEHICLES

2010-2011	GX460	2001-2007	LX470
2010-2011	RX450H	2006-2008	RX400H
2007-2011	RX350	2004-2006	RX330
2008-2011	LX570	2003-2009	GX470

CONDITION

Some customers may complain that the Rear Seat Entertainment (RSE) system is inoperative if they have misplaced the parental passcode for the system.

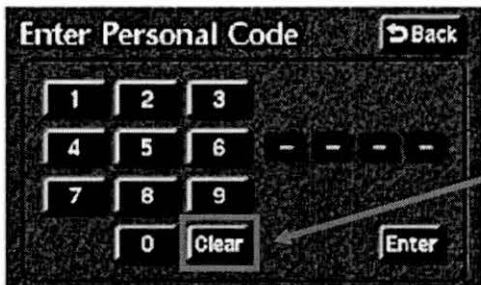
RECOMMENDATIONS

The Rear Seat Entertainment system can be reset/initialized following the procedure below.

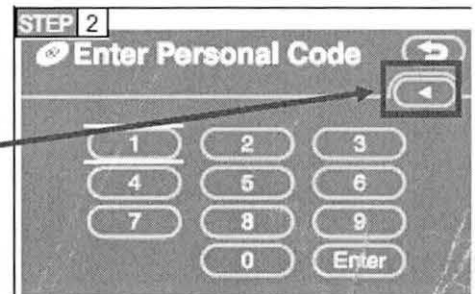
Press the "setup" button on the remote control. Select the "Parental" option on the display.



The passcode can be reset/initialized by pressing the DELETE or CLEAR button on the display (see below) or remote control ten times. If the reset/initialization is successful, all entry spaces will turn to dashes (-).



Pressing either of the highlighted buttons ten times will reset/initialize the code.

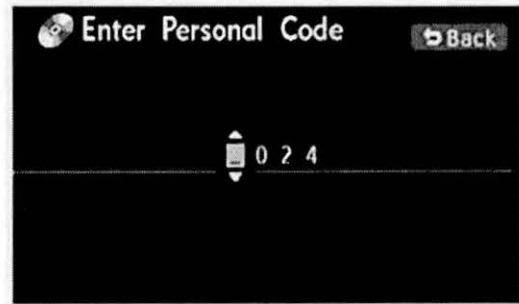
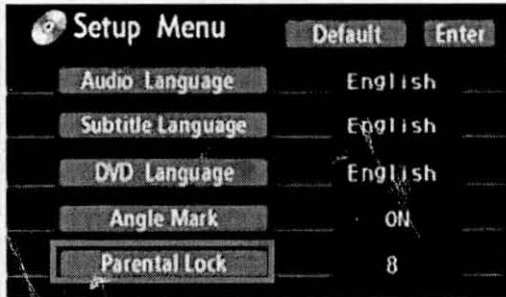


Subject Rear Seat Entertainment Parental Control Password Reset/Initialization	Market USA
Applicability 2001-2011 MY w/ Rear Seat Entertainment	

RECOMMENDATIONS

Later RSE systems may not have the “personal code” screen appear.

The following setup menu is available after pressing the “setup” button on the remote control.



To initialize the password, press “back” button on the remote control or the “left arrow” button on “joystick” on the remote control or unit ten times when the personal code input screen is displayed.