

SERVICE INFORMATION BULLETIN

TITLE : Retractable Hard Top seal lubricant application procedure

DOCUMENT # : 11 A 041

AFFECTED VEHICLES : Super Series

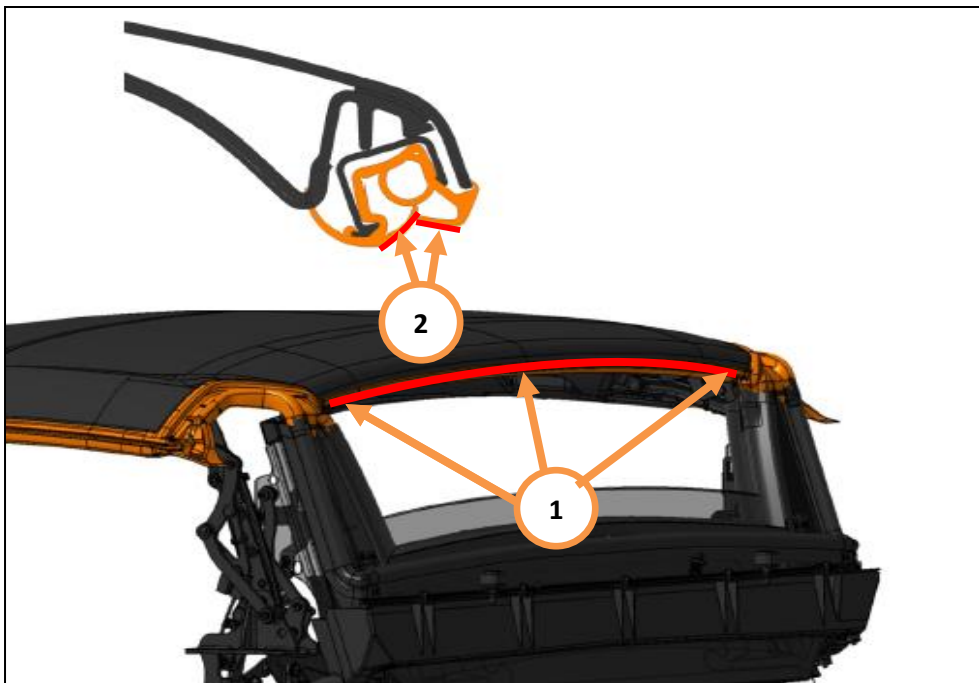
SITUATION : Quality Engineering at McLaren Automotive have recommend as part of a service the Retractable Hard Top (RHT) seals are lubricated using Carbaflo XTR5-50F.

PROCEDURE : The outline procedure to be carried out on an annual service or a customer complaint of a creaking noise from the RHT.

SEAL LUBRICATION PROCEDURE

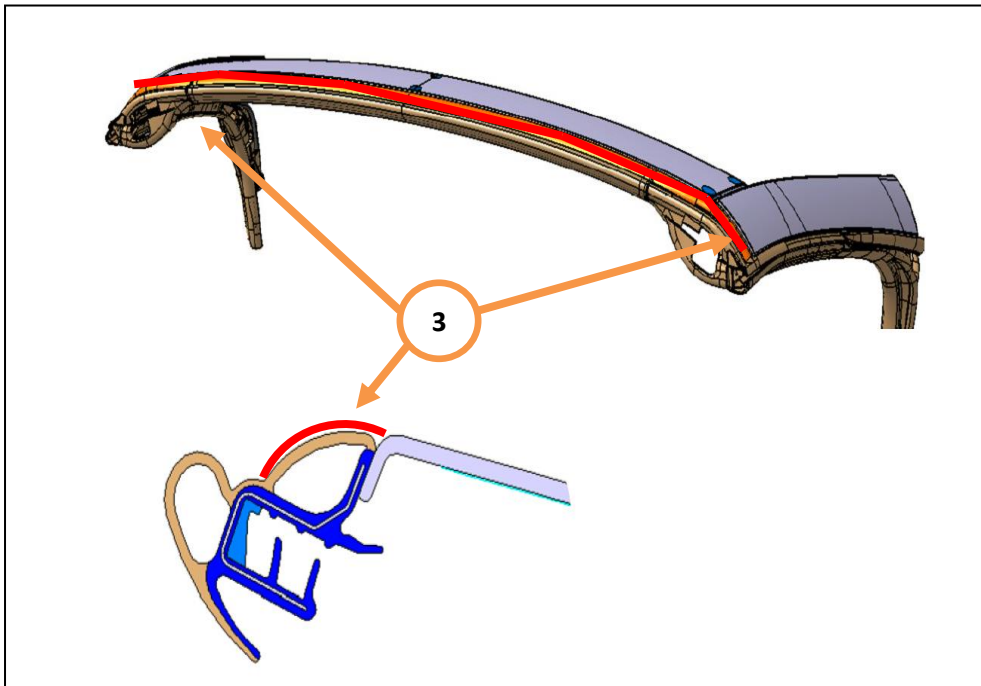
Care point: Apply a thin layer of Carbaflo to the seals as shown within this document, applying a thick layer does not improve the effectiveness of the product.

1. Lower the backlight.
2. Apply Carbaflo along the complete seal (1) at 45 ° to coat front bulb and -45 ° to coat the rear bulb (2).

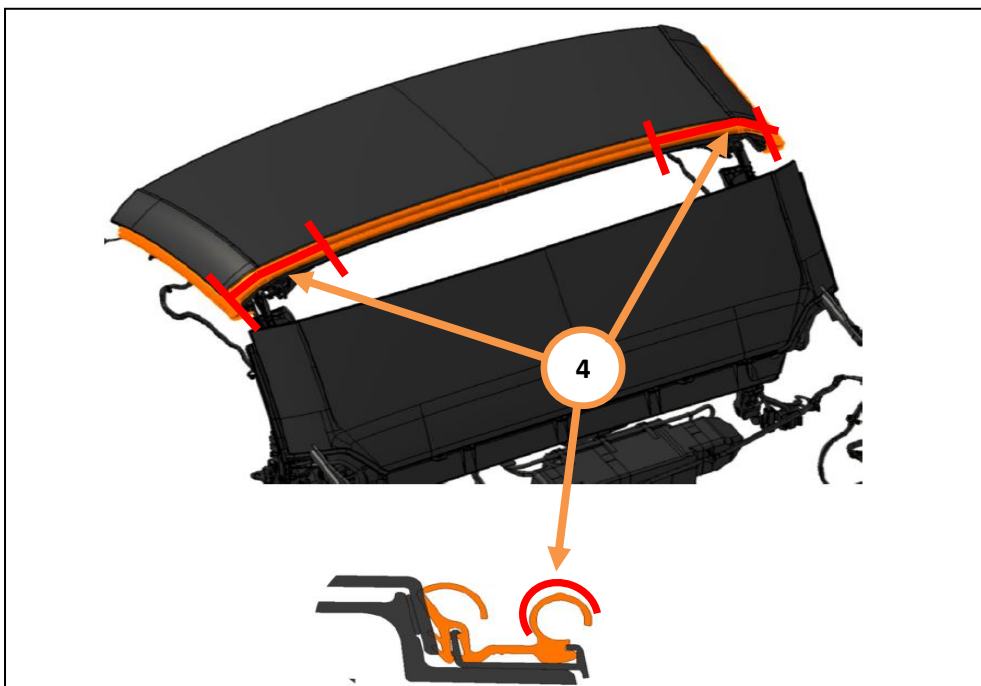


3. Fully close and open the backlight five times and then clean the top of the glass.
4. Position the RHT into the Cobra position.

5. Apply Carbaflo along the first seal bulb as highlighted below (3).



6. Apply 300mm of Carbaflo to roof one to roof two seal bulb areas as highlighted below (4).



7. Close the RHT.

One tube of Carbaflo XTR5-50F will be auto issued to the dealers and can be used up to fifty vehicles.

Please contact your Regional Aftersales Manager should you have any questions relating to the information contained in this bulletin.

WARRANTY INFORMATION

DESCRIPTION	RESOLUTION CODE	TOTAL REPAIR TIME
RHT seal lubricant application	A0A30671A11A2D03	0.20 hours

PARTS INFORMATION

PART DESCRIPTION	PART NUMBER	QUANTITY	ORDER PROCESS
Carbaflo Lubricant	11S4800CP	1	Unipart
