



SI M51 02 13  
Body Equipment

March 2013  
Technical Service

## SUBJECT

Active Rear Spoiler Does Not Retract

## MODEL

R58

Produced from July 3, 2011 to October 28, 2012

## SITUATION

- Check Control message is displayed along with an acoustic gong
- Active rear spoiler is not fully retracted

## CAUSE

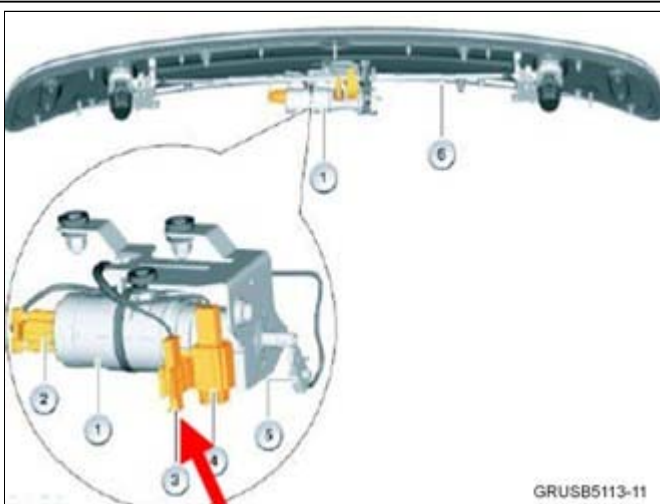
Loose wiring connector at rear spoiler drive motor

## PROCEDURE




1. A check control message is displayed for a rear spoiler malfunction.


2. The rear spoiler has not fully retracted. It may be stuck in the full upper position or midway.



3. Check all electrical connectors at the rear spoiler drive.



4. This close-up picture shows the 4-pin connector is slightly tilted and not fully inserted and locked in. The circle shows where the connector locking tab is located.



5. Push the connector in firmly until the locking tab is fully snapped into place. Check each electrical connector to make sure it is locked in by giving the wire harness a pull.

#### WARRANTY INFORMATION

Covered under the terms of the MINI New Passenger Car Limited Warranty.

<b>Defect Code:</b>	<b>51 62 01 79 00</b>	
<b>Labor Operation:</b>	<b>Labor Allowance:</b>	<b>Description:</b>
51 99 000	3 FRU	Work time to perform the repair procedure (Main work)
or		
<b>Labor Operation:</b>	<b>Labor Allowance:</b>	<b>Description:</b>
51 99 000	1 FRU	Work time to perform the repair procedure (Plus work – vehicle already in the workshop)

[ Copyright ©2013 BMW of North America, Inc. ]