



Service Bulletin

PRELIMINARY INFORMATION

Subject: Front Seat Cushion Cover Detached/Loose from Front of Seat Frame

Models: 2011-2012 Buick Enclave
2011-2012 Chevrolet Traverse
2011-2012 GMC Acadia

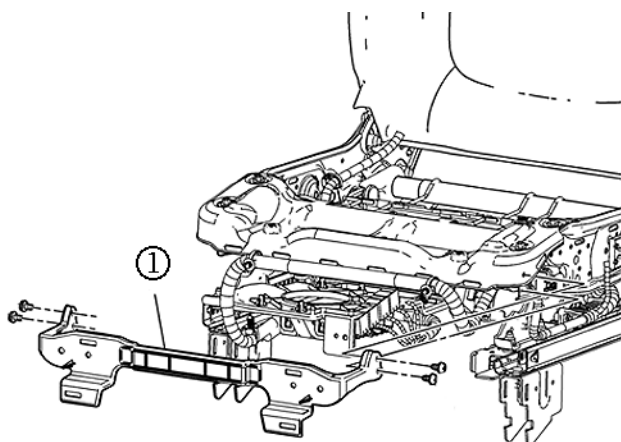
Condition/Concern

Some customers may comment that the front seat cushion cover J-channel may become detached from the seat frame, causing the seat cushion cover to be loose along the front edge of the driver or passenger seat.


The cause of this condition may be that the stack up of tolerances for the seat cushion cover size and the seat frame stamping may allow the front J-channel to become loose from the seat frame flange.

Recommendation/Instructions

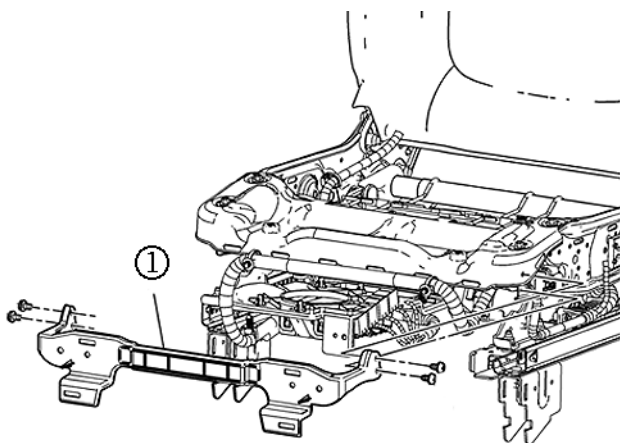
To improve retention of the seat cushion cover to the seat frame, secure the front J-channel by adding two retaining clips, GM P/N 11611745, to the affected seat, following the steps below:



1. Remove the front seat cushion front finish panel bracket (1) from the affected seat. Refer to Front Seat Cushion Front Finish Panel Bracket Replacement in SI.
2. Completely detach the seat cushion cover front J-channel from the seat frame.



3. Add two retaining clips to the J-channel, positioned 50 mm (2.0 in) (1) from each end and approximately 280 mm (11.0 in) (2) apart.
4. Reinstall the J-channel to the front of the seat frame.



5. Reinstall the front seat cushion front finish panel bracket to the seat. Refer to Front Seat Cushion Front Finish Panel Bracket Replacement in SI.

Parts Information

Part Number	Description	Qty
11611745	RETAINER, D/SEAT CUSH CVR	2 per seat

Warranty Information

For vehicles repaired under warranty, use:

Labor Operation	Description	Labor Time
C9538*	Add Retaining Clips to Front Seat Cushion Cover J-Channel	0.6 hr

*This is a unique labor operation for bulletin use only. It will not be published in the Labor Time Guide.

GM bulletins are intended for use by professional technicians, NOT a "do-it-yourselfer". They are written to inform these technicians of conditions that may occur on some vehicles, or to provide information that could assist in the proper service of a vehicle. Properly trained technicians have the equipment, tools, safety instructions, and know-how to do a job properly and safely. If a condition is described, DO NOT assume that the bulletin applies to your vehicle, or that your vehicle will have that condition. See your GM dealer for information on whether your vehicle may benefit from the information.



WE SUPPORT VOLUNTARY TECHNICIAN CERTIFICATION